


# BREWDOG

HARTSFIELD-JACKSON ATLANTA  
INTERNATIONAL AIRPORT  
UNITED STATES

CLIENT



BRAND



**BREWDOG**

HARTSFIELD-JACKSON ATLANTA  
INTERNATIONAL AIRPORT  
UNITED STATES

KEY PLAN

PROJECT TEAM

RENDERING NOTE:RENDERS ARE ARTIST IMPRESSION ONLY.

TO BE UPDATED

CLIENT:	SSP AMERICA 20408 BASHAN DRIVE SUITE 300, ASHBURN, VA 20147
ARCHITECT:	TO BE UPDATED
MEP ENGINEER:	TO BE UPDATED
KITCHEN CONSULTANT:	TO BE UPDATED
CONTRACTOR:	TO BE UPDATED
STRUCTURAL ENGINEER:	TO BE UPDATED



REV	DESCRIPTION	DATE

APPLICABLE CODES

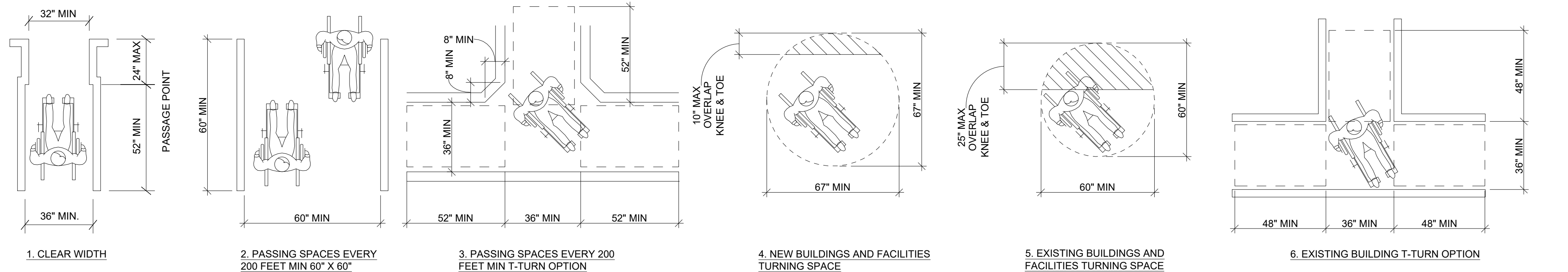
LIST OF DRAWINGS

TO BE UPDATED

#	DESCRIPTION	DWG.No			
			21	JOINERY LAYOUT	02GA-106
1	COVER PAGE	02GA-001	22	FINISHES SCHEDULE INDEX-PART:A	02GA-107
2	ADA SHEET	02GA-002	23	FINISHES SCHEDULE INDEX-PART:B	02GA-108
3	ABBREVIATIONS & SYMBOLS	02GA-003	<b>ELEVATIONS &amp; SECTIONS</b>		
4	DEMOLITION LAYOUT	02GA-004	24	ELEVATION 01	03IL-300
5	REMOVE / RETAINED - SCOPE OF	02GA-005	25	ELEVATION 02	03IL-301
6	PROPOSED-SCOPE OF WORK	02GA-006	26	ELEVATION 03	03IL-302
<b>PLANS</b>			27	ELEVATION 04	03IL-303
7	PROPOSED GENERAL ARRANGEMENT PLAN	02GA-100	28	ELEVATION 05 & ELEVATION 06	03IL-304
8	WALL FINISHES LAYOUT	02GA-101	29	ELEVATION 07	03IL-305
9	FLOORING LAYOUT	02GA-102	30	ELEVATION 08	03IL-306
10	PROPOSED NEW LIGHTING LAYOUT	02GA-103A	<b>DETAIL DRAWINGS</b>		
11	LIGHT SCHEDULE	02GA-103B	31	J01-BAR COUNTER DETAIL:PART-A	04DE-400A
12	FURNITURE LAYOUT	02GA-104	32	J01-BAR COUNTER DETAIL:PART-B	04DE-400B
13	SIGNAGE & GRAPHICS LAYOUT	02GA-105A	33	J02-FRONT COUNTER DETAIL:PART-A	04DE-401A
14	SIGNAGE DETAIL-PART:A	02GA-105B	34	J02-FRONT COUNTER DETAIL:PART-B	04DE-401B
15	SIGNAGE DETAIL-PART:B	02GA-105C	35	J03-BANQUETTE SEAT DETAIL	04DE-402
16	SIGNAGES SCHEDULE	02GA-105D	36	J04-LEANER TABLE DETAIL	04DE-403
17	DIGITAL PRINT &FRAMED POSTER DETAIL	02GA-105E	37	J05-PLANTER BOX DETAIL	04DE-404
18	GRAPHIC SCHEDULE & FRAMED POSTER SCHEDULE	02GA-105F	38	J06-FAÇADE BULKHEAD DETAIL	04DE-405
19	FLAG DETAIL	02GA-105G	39	J07-BAR BOTTLE DISPLAY SHELF DETAIL	04DE-406
20	FLAG SCHEDULE	02GA-105H	40	J08-BEER CAN WALL SHELF DETAIL	04DE-407

60% PERMIT SET

PROJECT NUMBER :	2436
ISSUE DATE :	03.01.2025
DRAWN BY :	HOD
CHECKED BY :	NM
SHEET TITLE :	<b>COVER SHEET</b>
SHEET NUMBER :	<b>02GA-001</b>



1. CLEAR WIDTH

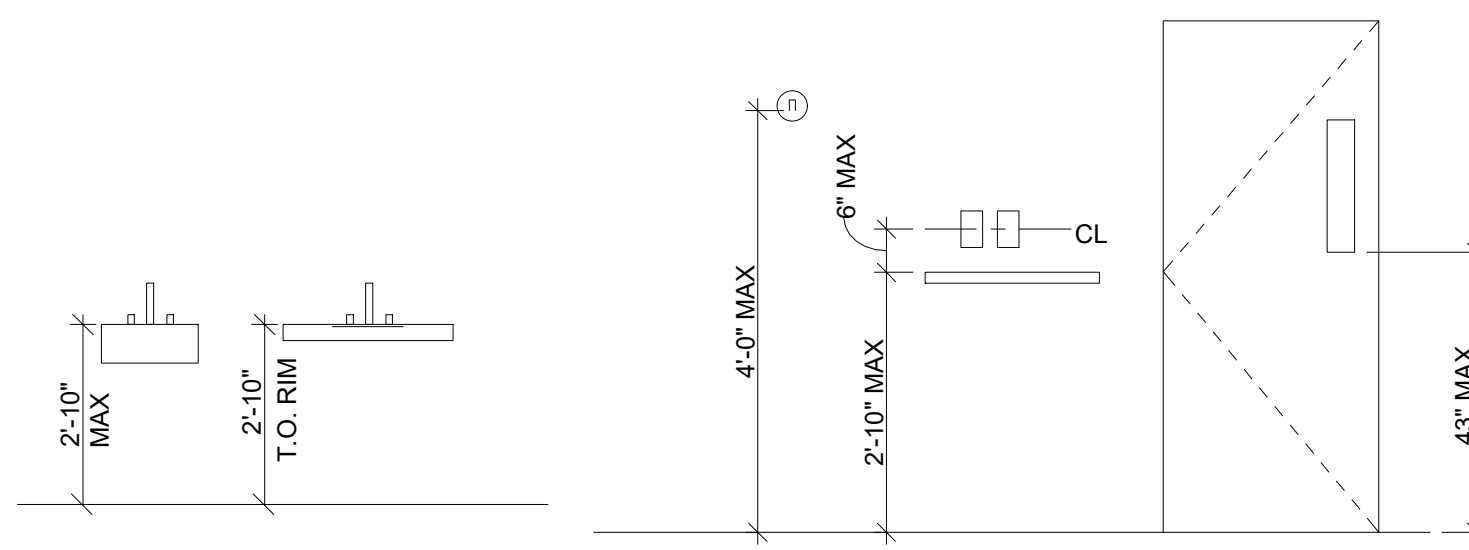
2. PASSING SPACES EVERY 200 FEET MIN 60" X 60" OPTION

3. PASSING SPACES EVERY 200 FEET MIN T-TURN OPTION

4. NEW BUILDINGS AND FACILITIES TURNING SPACE

5. EXISTING BUILDINGS AND FACILITIES TURNING SPACE

6. EXISTING BUILDING T-TURN OPTION



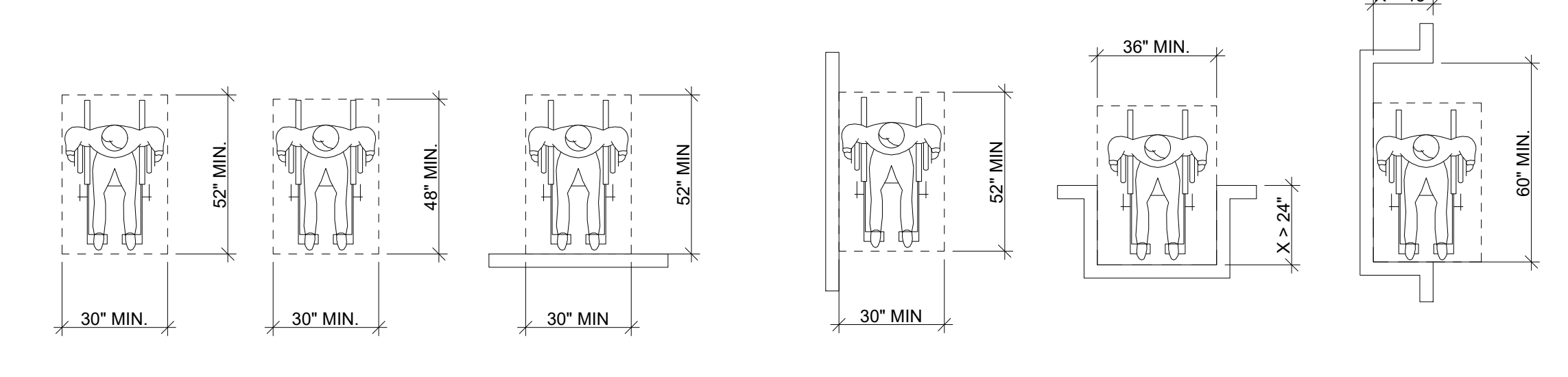
7. SINK

8. WALL MOUNTED SINK

9. COAT HOOK

10. OUTLETS @ COUNTERTOPS

11. DOOR VISION LIGHT



12. CLEAR FLOOR SPACE - NEW BUILDINGS AND FACILITIES

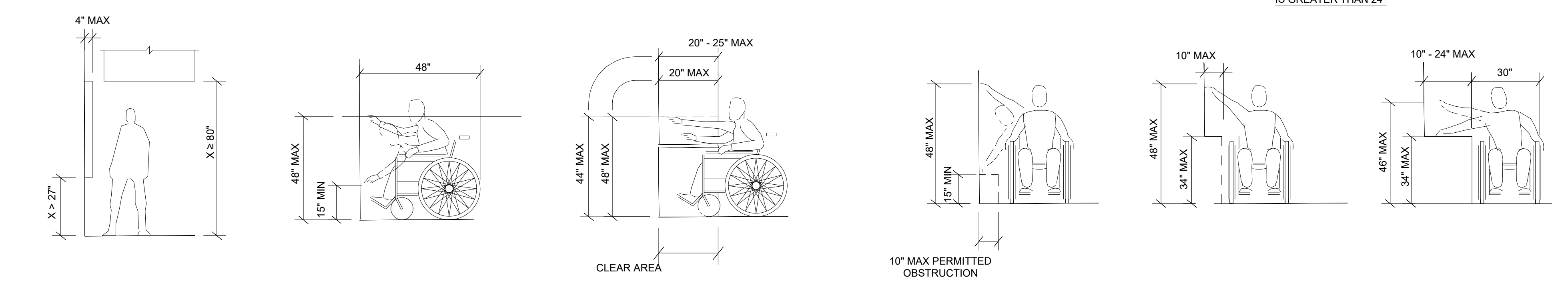
13. CLEAR FLOOR SPACE - EXISTING BUILDINGS AND FACILITIES

14. CLEAR FLOOR SPACE FORWARD APPROACH

15. CLEAR FLOOR SPACE PARALLEL APPROACH

16. MANEUVERING IN AN ALCOVE FORWARD APPROACH WHERE DEPTH IS GREATER THAN 24"

17. MANEUVERING IN AN ALCOVE PARALLEL APPROACH WHERE DEPTH EXCEEDS 15"



18. LIMITS OF PROTRUDING OBJECTS

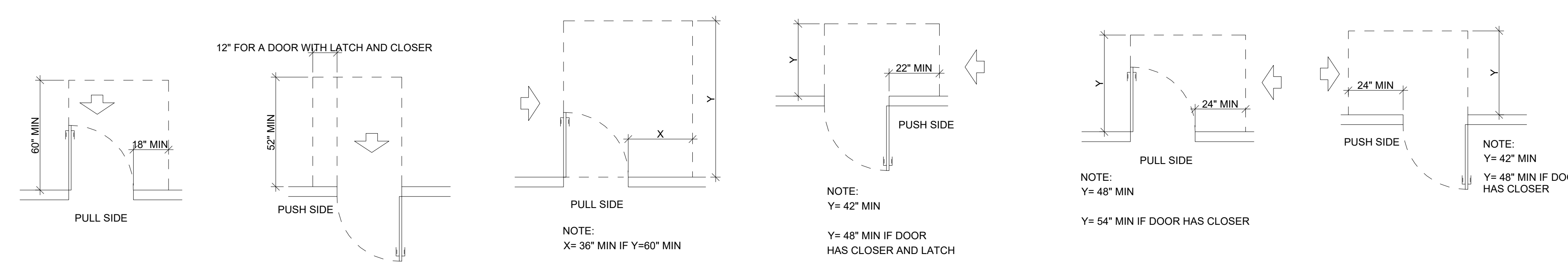
19. UNOBSTRUCTED FORWARD REACH

20. OBSTRUCTED HIGH FORWARD REACH

21. UNOBSTRUCTED SIDE REACH

22. OBSTRUCTED SIDE REACH

23. OBSTRUCTED HIGH SIDE REACH



24. FRONT APPROACH-PULL SIDE


25. FRONT APPROACH-PUSH SIDE

26. HINGE APPROACH-PULL SIDE

27. HINGE APPROACH-PUSH SIDE

28. LATCH APPROACH-PULL SIDE

29. LATCH APPROACH-PUSH SIDE



30. TWO DOORS IN A SERIES

31. TWO DOORS IN A SERIES

32. HINGED DOOR CLEAR WIDTH OF DOORWAYS

33. MAXIMUM DOORWAY DEPTH CLEAR WIDTH

34. TWO DOORS IN A SERIES

**GENERAL ADA NOTES:**

THE PROPOSED DESIGN COMPLIES WITH THE REQUIREMENTS OF THE AMERICAN WITH DISABILITIES ACT (ADA) AND PANYNJ'S SUPPLEMENTAL ACCESSIBILITY REQUIREMENTS

MIN. CLEARANCES OR GUIDELINES FROM THE ADA AND ANSI A117.1 REQUIREMENTS ARE REVISED PER PANYNJ'S SUPPLEMENTAL ACCESSIBILITY REQUIREMENTS

ALL ASPECTS OF THE MOST RECENT ADA/ADAAG DESIGN AND CONSTRUCTION CODES AND REGULATIONS HAS BEEN MET.

CLEAR FLOOR OR GROUND SPACE AT LEAST 30"x52" (PER PANYNJ'S SAR) THAT ALLOWS EITHER A FORWARD OR PARALLEL APPROACH BY A PERSON USING A WHEELCHAIR SHALL BE PROVIDED.

THE MINIMUM CLEAR FLOOR GROUND SPACE REQUIRED TO ACCOMMODATE A SINGLE STATIONARY WHEELCHAIR AND OCCUPANT IS 30" BY 52". THE MINIMUM CLEAR FLOOR OR GROUND SPACE FOR WHEELCHAIRS MAY BE POSITIONED FOR FORWARD OR PARALLEL APPROACH TO AN OBJECT. CLEAR FLOOR OR GROUND SPACE MAY BE PART OF THE KNEE SPACE REQUIRED UNDER SOME OBJECTS. (305.3 - 305.5)

ONE FULL UNOBSTRUCTED SIDE OF THE CLEAR FLOOR OR GROUND SPACE FOR A WHEELCHAIR SHALL ADJOIN ANOTHER WHEELCHAIR CLEAR FLOOR SPACE. IF A CLEAR FLOOR SPACE IS LOCATED IN AN ALCOVE OR OTHERWISE CONFINED ON ALL OR PART OF THREE SIDES, ADDITIONAL MANEUVERING CLEARANCES SHALL BE PROVIDED. (305.6 - 305.7)

FLOOR SURFACES OF WHEELCHAIR SPACES SHALL BE SLIP-RESISTANT. (302)  
FAUCET CONTROLS AND OPERATING MECHANISMS SHALL BE OPERABLE WITH ONE HAND AND SHALL NOT REQUIRE TIGHT GRASPING, PINCHING OR TWISTING OF THE WRIST. THE FORCE REQUIRED TO ACTIVATE CONTROLS SHALL BE NO GREATER THAN 5 LBS. SELF-CLOSING VALVES ARE ALLOWED IF THE FAUCET REMAINS OPEN FOR AT LEAST 10 SECONDS. (309.4)

**RESTAURANTS**

1. AT LEAST 20% OF THE SEATING SHALL HAVE ARMS

2. ALL BARS WITH HIGH TOP SEATING ARE TO INCLUDE 2 POSITIONS THAT MEET ADA FOR WHEELCHAIR CUSTOMERS AND THEIR TRAVEL COMPANION. THESE LOWER COUNTERS ARE NOT TO BE CONSIDERED PART OF THE DRINK PICK UP AREA

3. IF COMMUNAL TABLES ARE PROVIDED, AT LEAST ONE TABLE FOR 2 MUST BE AVAILABLE FOR WHEELCHAIR CUSTOMERS AND THEIR TRAVELING COMPANION

4. AISLES NEED TO PROVIDE AT LEAST 36" CLEAR WIDTH, WITH A 60" SPACE TO TURN A WHEELCHAIR AROUND AT KEY POINTS WITHIN THE FACILITY

5. CHAIRS NEED TO BE LIGHT AND EASY TO RE-POSITION

6. SEAT HEIGHT MUST BE A MAXIMUM OF 16.5" FROM FLOOR, AND MINIMUM OF 16.5" DEEP AND 16.5" WIDE

7. MINIMUM CLEARANCE HEIGHT UNDER TABLE TO ACCOMMODATE WHEELCHAIR USERS IS 27"

**F&B, GRAB AND GO**

1. AN INTEGRATED COUNTER DESIGN THAT INCORPORATES LOWERED COUNTER SURFACES AT THE POINT OF SALE (POS) 34" (MAX) FROM FINISHED FLOOR TO ACCOMMODATE ALL USERS

2. KNEE SPACE UNDER CASH/SERVICE COUNTERS THAT PERMITS WHEELCHAIR USERS TO FACE THE CLERK AND COMPLETE TRANSACTIONS (MINIMUM 30" WIDE X 20" DEEP WITH CLEARANCE UNDER COUNTER OF 27" FROM THE FINISHED FLOOR) NOTE: CLEARANCE UNDER COUNTER MAY BE REDUCED TO 9" HEIGHT AFTER A MINIMUM DEPTH OF 10" FROM THE OUTSIDE TRAY RAIL EDGE

3. MINIMUM AISLE WIDTHS OF 36 INCHES AND AISLES KEPT CLEAR OF DISPLAYS AND CLUTTER

FEDERAL LAW: 2010 ADA STANDARDS FOR ACCESSIBLE DESIGN  
REFERENCE ICC ANSI A117.1 - 2017 ACCESSIBLE AND USABLE BUILDINGS AND FACILITIES FOR ADDITIONAL INFORMATION

P1	03.01.25	PERMIT SET	HOD	NM
REV	DATE	DESCRIPTION		DRN

CLIENT



PROJECT

**BREWDOG  
HARTSFIELD-JACKSON ATLANTA  
INTERNATIONAL AIRPORT  
UNITED STATES**

DRAWING TITLE

**ADA SHEET**

SCALE	NTS	DATE	03.01.2025	DRAWN	HOD	A1	SHEET
-------	-----	------	------------	-------	-----	----	-------

STATUS

**PERMIT SET**

ORG	PROJECT NO	DRAWING TYPE	NUMBER	REV
-----	------------	--------------	--------	-----

**SSP 2436 02GA 002 P01**

# ABBREVIATIONS LEGEND

ABBREVIATIONS WHEN USED IN COMPOSITION MAY INCLUDE PERIODS FOR CLARIFICATION

AB	ANCHOR BOLT	DRP	DRAPERY	H	HIGH	N	NORTH	SQ	SQUARE
A/C	AIR CONDITION(ING)(ED)	DS	DOWNSPOUT	HB	HOSE BIBB	N/A	NOT APPLICABLE	SS	SERVICE SINK
ACS PNL	ACCESS PANEL	DW	DISHWATER	HC	HOLLOW CORE	NO	NOT IN CONTRACT	SSM (SSM-)	SOLID SURFACE MATERIAL
ACST	ACOUSTIC(AL)	DWG	DRAWING	HCP	HANDICAPPED	NO	NUMBER	SST	STAINLESS STEEL
ACP (ACP-)	ACOUSTICAL CEILING PANEL	DWV	DRAINAGE, WASTE AND VENT	HDF	HIGH DENSITY FIBERBOARD	NOM	NOMINAL	ST	STONE
ACT (ACT-)	ACOUSTICAL CEILING TILE TYPES	E	EAST	HDW	HARDWARE	NTS	NOT TO SCALE	STA	STATION
AD	AREA DRAIN	E	EAST	HDWD	HARDWOOD	O/O	OUT TO OUT	STC	SOUND TRANSMISSION CLASS
ADA	AMERICANS WITH DISABILITIES ACT	EA	EACH	HM	HOLLOW METAL	OA	OVERALL	STD	STANDARD
ADH	ADHESIVE	EIFS	EXTERIOR INSULATION AND FINISH SYSTEM	HO	HOLD OPEN	OC	ON CENTER	STL	STEEL
ADJ	ADJUSTABLE	EJ	EXPANSION JOINT	HORIZ	HORIZONTAL	OD	OUTSIDE DIAMETER	STN (STN-)	STONE
AFF	ABOVE FINISHED FLOOR	EL	ELEVATION	HP	HIGH POINT	OF	OWNER FURNISHED, CONTRACTOR INSTALLED	STOR	STORAGE
AFL	ACCESS FLOOR TYPES	ELAST	ELASTOMERIC	HR	HANDRAIL	OF/OI	OWNER FURNISHED, OWNER INSTALLED	STRUCT	STRUCTURE, STRUCTURAL
AFRE	ABOVE FLOOR REFERENCE ELEV.	ELEC	ELECTRIC(AL)	HT	HEIGHT	OF/OI	OWNER FURNISHED, OWNER INSTALLED	SUSP	SUSPENDED
AGGR	AGGREGATE	ELEV	ELEVATOR	HTG	HEATING	OFD	OVERFLOW DRAIN	SV (SV-)	SHEET VINYL
AHR	ANCHOR	EM	ENTRANCE MAT	HTR	HEATER	OFF	OFFICE	SYMM	SYMMETRICAL
AHU	AIR HANDLING UNIT	EMER	EMERGENCY	HVAC	HEATING, VENTILATION, AIR CONDITIONING	OH	OVERHEAD	t	TREAD
ALT	ALTERNATE	ENCL	ENCLOSURE	HW	HOT WATER	OPH	OPPOSITE HAND	T/	TOP OF
AL (AL-)	ALUMINUM TYPES	ENGR	ENGINEER	HYD	HYDRANT	OPNG	OPENING	T&B	TOP & BOTTOM
ANOD	ANODIZE(D)	ENR	ENTRANCE	ID	INSIDE DIAMETER	OPP	OPPOSITE	T&G	TONGUE & GROOVE
ANN	ANNUNCIATOR	EO	ELECTRIC OUTLET	IN	INCH(ES)	PA	PUBLIC ADDRESS	TA	TOILET ACCESSORIES
APPROX	APPROXIMATE	EOS	EDGE OF SLAB	INCAND	INCANDESCENT	PBV	PAVER	TDC	TRAFFIC DECK COATING
APP	ACRYLIC POLYMER PANEL TYPES	EP	ELECTRICAL PANEL	INCL	INCLUDE(D), INCLUDING	PBD	PARTICLE BOARD	TDR (TDR-)	TOWEL DISPENSER/ RECEPTACLE
ARC	ARCHITECTURAL CAST CONCRETE	EQ	EQUAL, EQUIVALENT	INS	INSULATION	PC	PRE-CAST	TEL	TELEPHONE
ARCH	ARCHITECT(URAL), ARCHITECT	EQUIP (EQUIP_)		IAW	IN ACCORDANCE WITH	PCC (PCC-)	PRE-CAST CONCRETE	TEMP	TEMPORARY
ASPH	ASPHALT	ES	EMERGENCY SHOWER	INT	INTERIOR	PERF	PERFORATED	TER (TER-)	TERRAZZO
AUTO	AUTOMATIC	ETC	ETCETERA	INTERM	INTERMEDIATE	PERP	PERPENDICULAR	THK	THICK
AWP (AWP-)	ACOUSTICAL WALL PANEL	EW	EACH WAY	INV	INVERT	PGBD	PEG BOARD	THRES	THRESHOLD
B/B	BACK TO BACK	EWC	ELECTRIC WATER COOLER	JAN	JANITOR	PL	PLATE	TI	TENANT IMPROVEMENT
BB (BB-)	BULLETIN BOARD	EWS	EXTERIOR WALL SYSTEMS	JG	JOINT GASKET	PLAM (PLAM-)	PLASTIC LAMINATE	TKBD (TKBD-)	TACKBOARD
B BD	BASE BOARD	EXC	EXCAVATION, EXCAVATE	JS	JOINT FILLER	PLA	PLASTER	TLT	TOILET
BD	BOARD	EXH	EXHAUST	JT	JOINT	PLBG	PLUMBING	TMPD	TEMPERED
BE (BE-)	BENCH	EXIST	EXISTING	KD	KNOCK(ED) DOWN	PLYWD	PLYWOOD	TOPO	TOPOGRAPHY, TOPOGRAPHIC
BFRE	BELOW FLOOR REFERENCE ELEV.	EXP	EXPANSION	KO	KNOCK OUT	PNL	PANEL	TPD (TBD-)	TILED PAPER DISPENSER
BG	BUMPER GUARD TYPES	EXPO	EXPOSED	KIT	KITCHEN	POL	POLISHED	TRTD	TREATED
BITUM	BITUMINOUS	EXT	EXTERIOR, EXTERNAL	KPL	KICK PLATE	PR	PAIR	TS	TUBE STEEL
BLDG	BUILDING	F/	FACE OF	L	LONG, LENGTH	PREFAB	PREFABRICATE(D)	TSCD (TSCD-)	TOILET SEAT COVER DISPENSER
BLK	BLOCK	F/F	FACE TO FACE	LAM	LAMINATE(D)	PRKG	PARKING	TYP	TYPICAL
BLKG	BLOCKING	FA	FIRE ALARM	LAQ	LACQUER	PROJ	PROJECT	UC	UNDER CABINET
BM	BEAM	FAAP	FIRE ALARM ANNUNCIATOR PANEL	LAT	LATITUDE, LATITUDINAL	PROJ SCRN (PROJ SCRN-)	PROJECTION SCREEN	UCL (UCL-)	UNDER CABINET LIGHTING
B MK	BENCHMARK	FAB (FAB-)	FABRIC	LAU	LAUNDRY	PROP	PROPERTY	UGND	UNDERGROUND
BOT	BOTTOM	FABR	FABRICATE(D)	LAV	LAVATORY	PSF	POUNDS PER SQUARE FOOT	UH	UNIT HEATER
BOT/	BOTTOM OF	FACP	FIRE ALARM CONTROL PANEL	LBS(S)	POUND(S)	PSH (PSH-)	PURSE SHELF	UL	UNDERWRITER'S LABORATORIES
BR (BR-)	BRICK	FC (FC-)	FIRE CABINET	LF	LINEAR FOOT, (FEET)	PSI	POUNDS PER SQUARE INCH	UNEXC	UNEXCAVATED
BRG	BEARING	FC/E	FIRE CABINET W/ EXTINGUISHER	LH	LEFT HAND	PT	PAINT	UNFIN	UNFINISHED
BRZ	BRAZED	FD	FLOOR DRAIN	LINO	LINOLEUM	PTD (PTD-)	PAPER TOWEL DISPENSER	UNO	UNLESS NOTED OTHERWISE
B SMT	BASEMENT	FDTN	FOUNDATION	LL	LIVE LOAD	PTN	PARTITION	UON	UNLESS NOTED OTHERWISE
BUR	BUILT-UP ROOFING	FE	FIRE EXTINGUISHER	LKR (LKR-)	LOCKER	PVC	POLYVINYL CHLORIDE	UR	URINAL
CAB	CABINET	FEC	FIRE EXTINGUISHER CABINET	LLH	LONG LEG HORIZONTAL	PVG	PAVING	US	UNDERSLAB
CB	CATCH BASIN	FF	FINISHED FLOOR	LLV	LONG LEG VERTICAL	QT (QT-)	QUARRY TILE	UTIL	UTILITY
CC	CUBICLE CURTAINS	FH	FIRE HYDRANT	LNG	LONGITUDE, LONGITUDINAL	QTY	QUANTITY	VB (VB-)	VINYL BASE
CCTV	CLOSED CIRCUIT TELEVISION	FHC	FIRE HOSE CABINET	LP	LOW POINT	r	RISER	VCT (VCT-)	VINYL COMPOSITION TILE
CEM	CEMENT	FHVC	FIRE HOSE VALVE CABINET	LT(S)	LIGHT(S)	R	THERMAL RESISTANCE	VENT	VENTILATION
CFS	CONCRETE FLOOR SEALER	FHR	FIRE HOSE RACK	LTG	LIGHTING	RAD	RADIUS	VERT	VERTICAL
CG (CG-)	CORNER GUARD	FIN	FINISH(ED)	LVL	LEVEL	RB (RB-)	RESILIENT BASE	VEST	VESTIBULE
CH (CH-)	COAT HOOK	FIXT	FIXTURE	LVR	LOUVER	RCP	REFLECTED CEILING PLAN	VIF	VERIFY IN FIELD
CI	CAST IRON	FL	FLASHING	LWC	LIGHT WEIGHT CONCRETE	RCPTN	RECEPTION	VOL	VOLUME
CIP	CAST-IN-PLACE	FLEX	FLEXIBLE	m	METER	RD	ROOF DRAIN	VNR (VNR-)	VENEER
CIRC	CIRCULATION	FLR (FLR_)	FLOOR, FLOORING	MACH	MACHINE	REC	RECESSED	VR	VAPOR RETARDER
CJ	CONTROL JOINT	FLUOR	FLUORESCENT	MAINT	MAINTENANCE	REFR	REFRIGERATOR	VT (VT-)	VINYL TILE
CL	CENTER LINE	FO	FINISHED OPENING	MAS	MASONRY	REF	REFERENCE	VWC (VWC-)	VINYL WALL COVERING
CLG	CEILING	FP	FIRE PROOFING	MATL	MATERIAL	REIN	REINFORCE, REINFORCING	W	WEST
CLO	CLOSET	FRE	FLOOR REFERENCE ELEVATION	MAX	MAXIMUM	REQD	REQUIRED	W/	WITH
CLR	CLEAR	FRTW	FIRE RETARDANT TREATED WOOD	MB	METAL BASE	RESIL	RESILIENT	WB	WOOD BASE
cm	CENTIMETER	FT	FOOT (FEET)	MCB	METAL CORNER BEAD	REV	REVISION	WC	WATER CLOSET
CMU	CONCRETE MASONRY UNIT	FTG	FOOTING	MDO	MEDIUM DENSITY OVERLAY	RFG	ROOFING	WCV	WALL COVERING
CO	CLEANOUT	FTR	FINNED TUBE RADIATION	MDF	MEDIUM DENSITY FIBERBOARD	RF (RF-)	RESILIENT FLOORING	WD (WD-)	WOOD
COL	COLUMN	FURN	FURNISH, FURNITURE	MECH	MECHANICAL	RH	RIGHT HAND	WDFL	WOOD FLOOR
CONC	CONCRETE	FURG	FURRING	MEMB	MEMBRANE	RM	ROOM	WG (WG-)	WALL GUARD
CONF	CONFERENCE	FUT	FUTURE	MEZZ	MEZZANINE	RMX	RESIN MATRIX FLOORING	WF	WIDE FLANGE
CONN	CONNECTION	FWP	FABRIC WRAPPED PANEL	MEP	MECHANICAL, ELECTRICAL, PLUMBING	RO	ROUGH OPENING	WH	WATER HEATER
CONSTR	CONSTRUCTION	GA	GAUGE	MFR	MANUFACTURER	ROW	RIGHT OF WAY	WI	WROUGHT IRON
CONT	CONTINUOUS	GALV	GALVANIZED	MH	MANHOLE	RS	ROOFING SYSTEMS	WIN	WINDOW
CONTR	CONTRACTOR	GB (GB-)	GRAB BAR	MIN	MINIMUM	RTF (RTF-)	RUBBER TILE FLOOR	WM	WIRE MESH
COORD	COORDINATE	GEN	GENERAL	MIRR (MIRR-)	MIRROR	RUB	RUBBER	WP	WATERPROOFING
CORR	CORRIDOR	GFRG	GLASS FIBER REINFORCED GYPSUM	MISC	MISCELLANEOUS	RVL	REVEAL	WPS	WATERPROOFING SYSTEMS
CPT (CPT-)	CARPET	GL (GL-)	GLASS	MKR BD (MKR BD-)	MARKER BOARD	S	SOUTH	W RECP	WASTE RECEPTACLE
CR	CRASH RAILS	GD	GROUND	mm	MILLIMETER	SAB	SOUND ATTENUATION BATTS	WSC	WAINSCOT
CSK	COUNTERSUNK	GFMU	GROUND FACE MASONRY UNIT	MO	MASONRY OPENING	SAN	SANITARY	WT	WINDOW TREATMENT
CT (CT-)	CERAMIC TILE	GLU LAM	GLUE LAMINATED WOOD	MP	METAL PANELS	SC	SCHEDULE	WV	WOOD VENEER
CTR	CENTER	GR	GRADE	MTD	MOUNTED	SD (SD-)	SOAP DISPENSER	WWF	WELDED WIRE FABRIC
CU	CUBIC	GRL	GRILLE	MTG	MOUNTING	SE	SEALANT	YD	YARD
CW	COLD WATER	GSU	GLAZED STRUCTURAL UNIT	MULL	MULLION	SECT	SECTION	ZN	ZINC
D	DEEP, DEPTH	GT	GREASE TRAP	MVBL	MOVABLE	SF	SQUARE FOOT(FEET)		
DBL	DOUBLE	GWB	GYPSUM WALL BOARD			SGNG	SIGNAGE		
DCT (DCT-)	DIAPER CHANGING TABLE	GWT	GLAZED WALL TILE			SGL	SINGLE		
DEG	DEGREE	GYP	GYPSUM			SHR	SHOWER		
DEMO	DEMOLISH, DEMOLITION					SHT	SHEET		
DEPT	DEPARTMENT					SIM	SIMILAR		
DET	DETAIL					SND (SND-)	SANITARY NAPKIN DISPENSER		
DF (DF-)	DRINKING FOUNTAIN					SNDU (SNDU-)	SANITARY NAPKIN DISPOSAL UNIT		
DIA	DIAMETER					SP	STANDPIPE		
DIAG	DIAGONAL					SPEC	SPECIFICATION		
DIFF	DIFFUSER					SPKR	SPEAKER		
DIM	DIMENSION					SPS	SOLID POLYMER STONE		
DISP	DISPENSER								
DIV	DIVISION								
DL	DEAD LOAD								
DMPF	DAMP/PROOFING								
DN	DOWN								
DR	DOOR								

# STANDARD DRAWING ANNOTATION SYMBOL LEGEND

**DRAWING TITLE BAR:**

**ELEVATION CALLOUTS:**

**ELEVATION CALLOUTS:**

**DETAIL CALLOUTS:**

**DETAIL REFERENCE SYMBOL:**

**SPACE / ROOM NAME:**

**DOOR TYPE SYMBOLS:**

**PARTITION TYPE TAG:**

**CONSTRUCTION TYPE SYMBOLS:**

**ELEVATIONS LEVEL SYMBOL:**

# MATERIALS SYMBOLS

	COMPACTED SOIL		WOOD BLOCKING
	UNDISTURBED SOIL		FINISH WOODWORK
	COURSE POROUS FILL		PLYWOOD
	SAND		MDF / PARTICLE BOARD (SEE SPEC)
	CONCRETE		GYPSUM WALLBOARD
	TERRAZZO		WATERPROOFING
	CUT STONE		RIGID INSULATION
	BRICK MASONRY		BATT INSULATION
	CONCRETE MASONRY UNIT		CARPETING
	STRUCTURAL CLAY TILE UNIT MASONRY		RESILIENT FLOORING
	STEEL		PLASTIC LAMINATE
	ALUMINUM		GLAZING
	ORNAMENTAL METAL		ACOUSTICAL CEILING BOARD

P1 03.01.25 PERMIT SET HOD NM  
 REV DATE DESCRIPTION DRN CHK

CLIENT

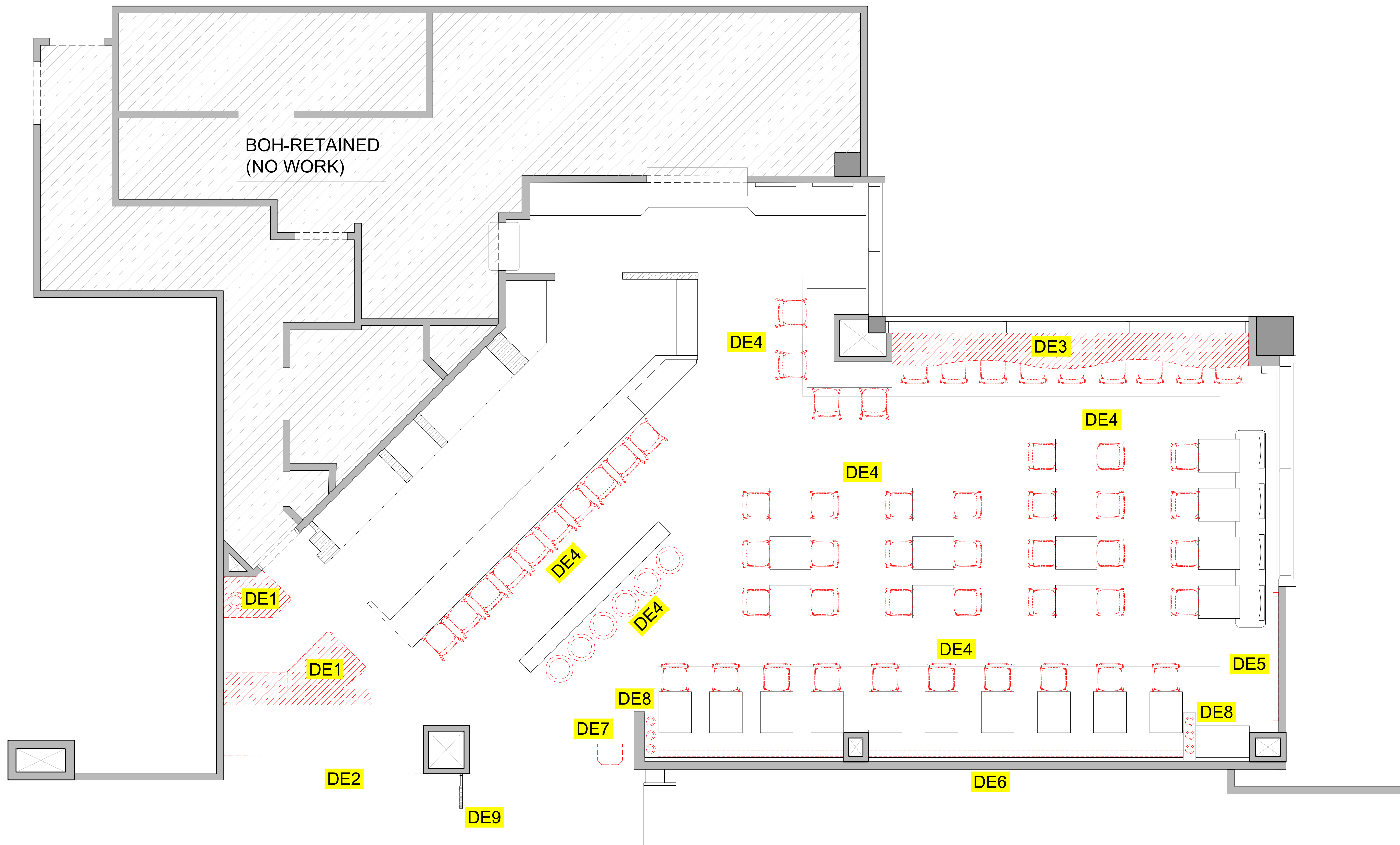
PROJECT  
**BREWDOG  
 HARTSFIELD-JACKSON ATLANTA  
 INTERNATIONAL AIRPORT  
 UNITED STATES**

DRAWING TITLE  
**ABBREVIATIONS & SYMBOLS**

SCALE NTS DATE 03.01.2025 DRAWN HOD A1SHEET

STATUS  
**PERMIT SET**

ORG PROJECT NO DRAWING TYPE NUMBER REV  
**SSP 2436 02GA 003 P01**



**GENERAL NOTES:**  
 DO NOT SCALE DRAWING.

- ALL WORK SHALL BE CARRIED OUT IN ACCORDANCE WITH LOCAL AUTHORITY REGULATIONS. THIS DRAWING IS COPYRIGHT TO SSP GROUP. DO NOT COPY DRAWING WITHOUT PRIOR CONSENT.

**NOTES:**

- MAIN CONTRACTOR TO CONFIRM ALL DIMENSIONS ON SITE PRIOR TO COMMENCING WORKS.
- ALL DRAWINGS ARE TO BE READ IN CONJUNCTION WITH ARCHITECTURAL SPECIFICATION.
- CONTRACTOR TO LIAISE AND COORDINATE STRUCTURAL, FIRE AND MECHANICAL ENGINEER'S SUMMARY, DRAWINGS AND SPECIFICATIONS & SATISFY ALL STATUTORY REGULATORY CODES AS APPLICABLE PRIOR TO EXECUTION.

**01 DEMOLITION LAYOUT**  
 004 1/4"=1'-0"

SCOPE OF WORK	
CODE	DESCRIPTION
DE1	EXISTING COUNTER TO BE DEMOLISHED.
DE2	EXISTING FACADE BULKHEAD & SIGNAGE TO BE DEMOLISHED.
DE3	EXISTING LINEAR SEATING BASE CARCASS / SUPPORT RETAINED & COUNTER TOP TO BE DEMOLISHED.
DE4	EXISTING ALL CHAIRS ARE REMOVED.
DE5	EXISTING FRAMED POSTER TO BE DEMOLISHED.
DE6	EXISTING BANQUETTE SEATING BASE CARCASS RETAINED & BACKREST TO BE DEMOLISHED.
DE7	EXISTING HOST STAND IS REMOVED.
DE8	EXISTING SIREN LAMP IS DEMOLISHED.
DE9	EXISTING BLADE SIGNAGE DEMOLISHED.

P1 03.01.25 PERMIT SET HOD NM  
 REV DATE DESCRIPTION DRN CHK  
 CLIENT



PROJECT  
**BREWDOG**  
**HARTSFIELD-JACKSON ATLANTA**  
**INTERNATIONAL AIRPORT**  
**UNITED STATES**

DRAWING TITLE  
**DEMOLITION LAYOUT**


SCALE 1/4"=1'-0" DATE 03.01.2025 DRAWN HOD A1SHEET

STATUS  
**PERMIT SET**

ORG PROJECT NO DRAWING TYPE NUMBER REV  
**SSP 2436 02GA 004 P01**



EXISTING IMAGE-01



EXISTING IMAGE-02



EXISTING IMAGE-03

REMOVE / RETAINED - SCOPE OF WORK

CODE	DESCRIPTION
01	EXISTING FACADE BULKHEAD TO BE DEMOLISHED
02	EXISTING FLAG SIGNAGE TO BE REMOVED
03	EXISTING G&G UNIT TO BE REMOVED
04	EXISTING DROP DOWN T.V BOX TO BE REMOVED
05	EXISTING COUNTER TO BE DEMOLISHED
06	EXISTING ALL CHAIRS ARE REMOVED
07	EXISTING T.V'S ARE REMOVED FROM BACK BAR
08	BRAND RELATED ART WORK IS REMOVED
09	HANGING LIGHTS ARE REMOVED
10	ALCOHOL DISPLAY IS REMOVED
11	ALL EQUIPMENTS IN BOH & BAR COUNTER TO BE RETAINED
12	EXISTING WOODEN TILE IS RETAINED
13	EXISTING HOST STAND IS REMOVED
14	EXISTING BANQUETTE SEATING BASE CARCASS RETAINED & CUSHIONS TO BE DEMOLISHED
15	EXISTING DISPLAY RETAINED
16	EXISTING TABLES ARE RETAINED
17	EXISTING TILE FINISH IS RETAINED
18	EXISTING BAR COUNTER & BEER TAP ABOVE COUNTER RETAINED
19	EXISTING LINEAR TABLE RETAINED
20	EXISTING LEDGE TABLE RETAINED
21	EXISTING LEANER TABLE TOP TO BE DEMOLISHED
22	EXISTING FRAMED POSTER TO BE DEMOLISHED

P01 03.01.25 PERMIT SET HOD NM  
 REV DATE DESCRIPTION DRN CHK

CLIENT



PROJECT  
 BREWDOG  
 HARTSFIELD-JACKSON ATLANTA  
 INTERNATIONAL AIRPORT  
 UNITED STATES

DRAWING TITLE  
 REMOVE / RETAINED - SCOPE OF  
 WORK

SCALE NTS DATE 03.01.2025 DRAWN HOD A1SHEET

STATUS  
 PERMIT SET

ORG PROJECT NO DRAWING TYPE NUMBER REV  
 SSP 2436 02GA 005 P01



IMAGE-01




IMAGE-02



IMAGE-03

PROPOSED-SCOPE OF WORK

CODE	DESCRIPTION
01	PROPOSED NEW FACADE BULKHEAD & NEW SIGNAGE IS ADDED
02	BREW DOG NEW FLAG SIGNAGE IS ADDED TO THE LEFT CORNER OF THE BULKHEAD
03	NEW FRET VUT SIGNAGE IS ADDED TO THE EXISTING COLUMN
04	NEW FRONT COUNTER IS ADDED
05	METAL MESH DECOR AND LED LIGHTING ADDED TO THE EXISTING BAR COUNTER FASCIA
06	LIT BRAND SIGNAGE IS ADDED TO THE BACK BAR WALL
07	CORRUGATED METAL SHEET IS ADDED TO THE BACK BAR
08	DRAFT BOARD IS ADDED (EXISTING T.V'S REPLACED)
09	NEWLY ADDED BRAND RELATED ARTWORK BY REPLACING OLD GRAPHICS
10	NEWLY ADDED BEER CAN RACK
11	NEWLY ADDED SUSPENDED PLANTER BOX
12	SERVERY BULKHEAD FINISH WITH BLACK COLOR PRELAM BOARD
13	ABOVE PERGOLA FINISH WITH BLACK COLOR 2 POT LACQUER PAINT
14	BLACK COLOR FINISH NEWLY ADDED BOTTLE RACK
15	NEWLY ADDED BRAND RELATED CHAIRS
16	BRAND RELATED SIGNAGE AND LETTER BOX IS ADDED
17	WALL FINISH WITH 2 POT LACQUERED BLUE COLOR PRE LAM BOARD
18	PROPOSED WHITE PRE-FINISHED BOARD ADDED ABOVE RED WALL TILE
19	BRAND STANDARD WALL ART FLAGS & FRAMED POSTER ARE ADDED
20	BRAND APPROVED NEWLY PENDANT LIGHTS ARE ADDED
21	NEWLY ADDED BLACK COLOR VINYL TILE
22	EXISTING BANQUETTE SEATING UPHOLSTERY CHANGED & BACKREST CARCASS REFRAMED
23	NEWLY ADDED GRAPHICS OVER PROPOSED WHITE PRE-FINISHED BOARD

P01 03.01.25 PERMIT SET HOD NM  
 REV DATE DESCRIPTION DRN CHK

CLIENT



PROJECT  
 BREWDOG  
 HARTSFIELD-JACKSON ATLANTA  
 INTERNATIONAL AIRPORT  
 UNITED STATES

DRAWING TITLE  
 PROPOSED-SCOPE OF WORK

SCALE NTS DATE 03.01.2025 DRAWN HOD A1SHEET

STATUS  
 PERMIT SET

ORG PROJECT NO DRAWING TYPE NUMBER REV  
 SSP 2436 02GA 006 P01

**GENERAL NOTES:**  
DO NOT SCALE DRAWING.

- ALL WORK SHALL BE CARRIED OUT IN ACCORDANCE WITH LOCAL AUTHORITY REGULATIONS. THIS DRAWING IS COPYRIGHT TO SSP GROUP. DO NOT COPY DRAWING WITHOUT PRIOR CONSENT.

**NOTES:**

- MAIN CONTRACTOR TO CONFIRM ALL DIMENSIONS ON SITE PRIOR TO COMMENCING WORKS.
- ALL DRAWINGS ARE TO BE READ IN CONJUNCTION WITH ARCHITECTURAL SPECIFICATION.
- CONTRACTOR TO LIAISE AND COORDINATE STRUCTURAL, FIRE AND MECHANICAL ENGINEER'S SUMMARY, DRAWINGS AND SPECIFICATIONS & SATISFY ALL STATUTORY REGULATORY CODES AS APPLICABLE PRIOR TO EXECUTION.

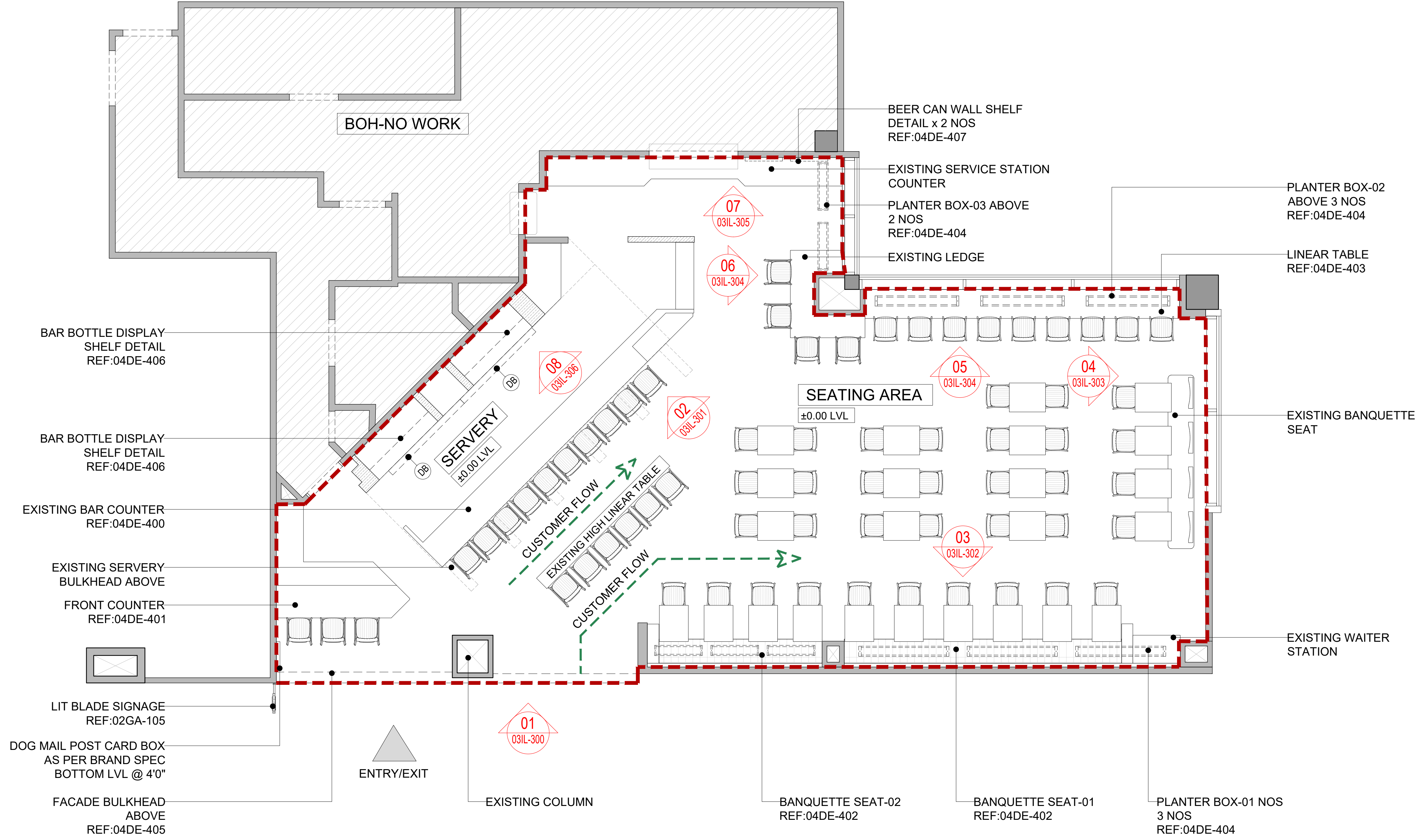
--- INDICATES DEMISE LINE  
- - - CUSTOMER FLOW

**COVERS LEGEND**

SL.NO	DESCRIPTION	COUNT
01	BANQUETTE SEATING	28 Nos
02	DINING SEATING	20 Nos
03	BAR SEATING	13 Nos
04	LOW HT LEANER SEATING	9 Nos
05	HIGH LEANER SEATING	6 Nos
06	LEDGE SEATING	4 Nos
TOTAL		80 Nos

**DRAFT BOARD LEGEND**

CODE	DESCRIPTION	COUNT
DB	INTERNALLY LED ILLUMINATED DRAFT BOARD(SPEC AS PER BRAND) LENGTH-6' 0" DEPTH-0' 5" HEIGHT-2' 3"	02 Nos



**01 GENERAL ARRANGEMENT PLAN**  
100 1/4"=1'-0"

P01 03.01.25 PERMIT SET HOD NM  
REV DATE DESCRIPTION DRN CHK  
CLIENT



PROJECT  
**BREWDOG**  
HARTSFIELD-JACKSON ATLANTA  
INTERNATIONAL AIRPORT  
UNITED STATES

DRAWING TITLE  
**GENERAL ARRANGEMENT PLAN**

SCALE 1/4"=1'-0" DATE 03.01.2025 DRAWN HOD A1SHEET

STATUS  
**PERMIT SET**

ORG PROJECT NO DRAWING TYPE NUMBER REV  
**SSP 2436 02GA 100 P01**

**GENERAL NOTES:**  
DO NOT SCALE DRAWING.


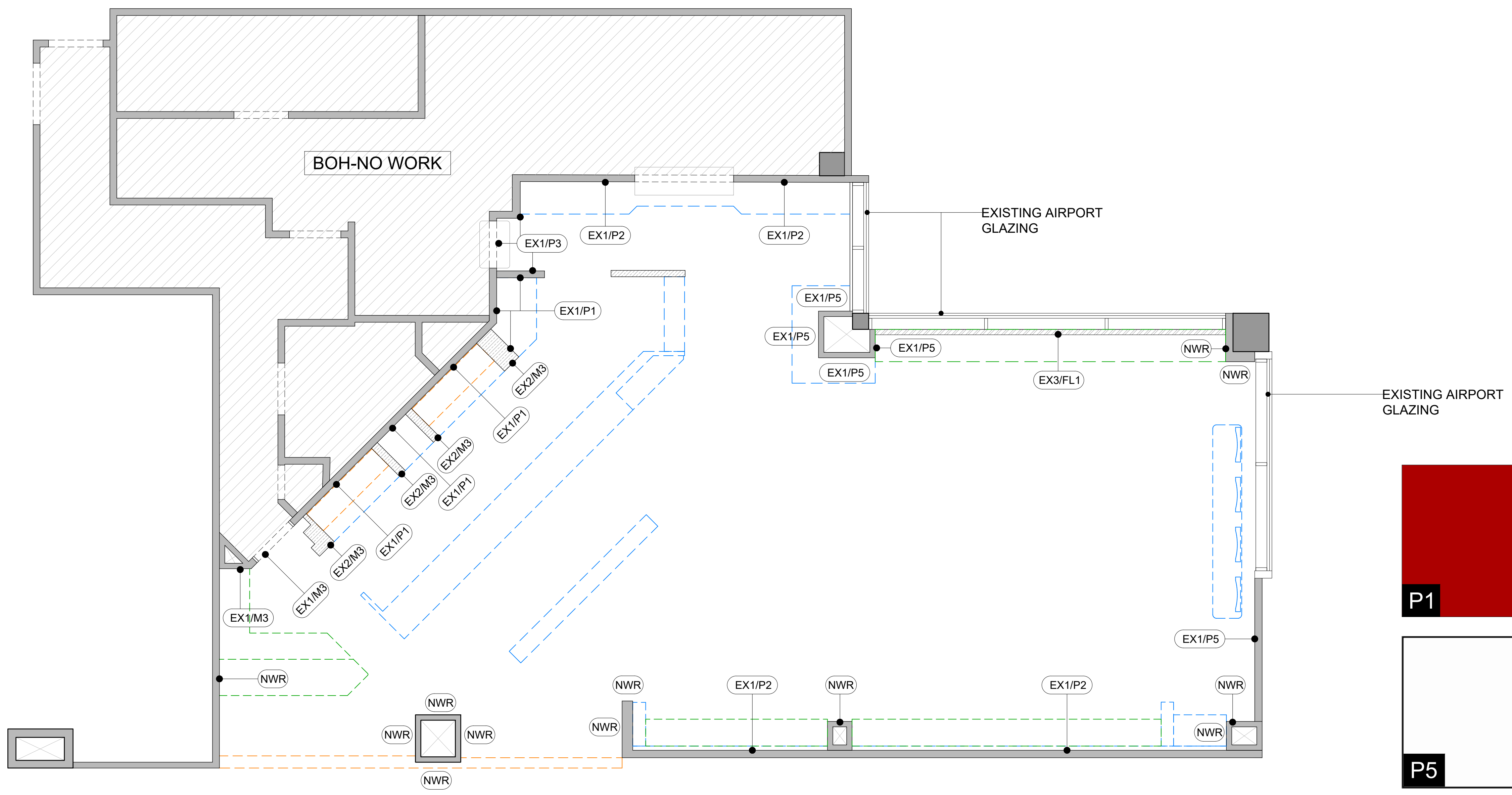
- ALL WORK SHALL BE CARRIED OUT IN ACCORDANCE WITH LOCAL AUTHORITY REGULATIONS. THIS DRAWING IS COPYRIGHT TO SSP GROUP. DO NOT COPY DRAWING WITHOUT PRIOR CONSENT.

**NOTES:**

- MAIN CONTRACTOR TO CONFIRM ALL DIMENSIONS ON SITE PRIOR TO COMMENCING WORKS.
- ALL DRAWINGS ARE TO BE READ IN CONJUNCTION WITH ARCHITECTURAL SPECIFICATION.
- CONTRACTOR TO LIAISE AND COORDINATE STRUCTURAL, FIRE AND MECHANICAL ENGINEER'S SUMMARY, DRAWINGS AND SPECIFICATIONS & SATISFY ALL STATUTORY/REGULATORY CODES AS APPLICABLE PRIOR TO EXECUTION.

**NOTE: REFER ELEVATION DRAWINGS FOR MORE DETAIL. PAGES: 03IL-300 TO 03IL-306**

— — — — — INDICATES PROPOSED JOINERY ITEMS  
 - - - - - INDICATES PROPOSED JOINERY ITEMS ABOVE  
 - - - - - INDICATES EXISTING JOINERY ITEMS



**01 WALL FINISHES LAYOUT**  
101 1/4"=1'-0"

WALL/COLUMN SCHEDULE			
CODE	PATTERN	DESCRIPTION	HEIGHT (MM)
EX1	[Solid Grey]	EXISTING WALL/COLUMN (NO WORK) ENSURE FINISH UPTO EXISTING CEILING SUITABLE FOR APPLICATION OF NEW FINISH.	-
EX2	[Diagonal Hatching]	EXISTING MILLWORK	-
EX3	[Diagonal Hatching]	EXISTING WALL BELOW LINEAR TABLE	-

PARTITION FINISHES SCHEDULE					
CODE	FINISH TYPE	DESCRIPTION	FINISH	REFERENCE / BRAND	ADDITIONAL INFORMATION
P1	2 POT LACQUER	PRE FINISHED PANEL:- SHERWIN WILLIAMS RED DOOR COLOR 2 POT LACQUER PAINT	60% GLOSS	SHERWIN WILLIAMS PAINT /EQUIVALENT	COLOR:RED DOOR CODE:SW 2910 COLOR TO BE MATCH WITH RAL:3020
P2	2 POT LACQUER	PRE FINISHED PANEL:- SHERWIN WILLIAMS DYNAMIC BLUE COLOR 2 POT LACQUER PAINT	60% GLOSS	SHERWIN WILLIAMS PAINT /EQUIVALENT	COLOR:DYNAMIC BLUE CODE:SW 6958 COLOR TO BE MATCH WITH RAL:5015
P3	2 POT LACQUER	PRE FINISHED PANEL:- SHERWIN WILLIAMS BLACK EMERALD COLOR 2 POT LACQUER PAINT	60% GLOSS	SHERWIN WILLIAMS PAINT /EQUIVALENT	COLOR:BLACK EMERALD CODE:SW 2936 COLOR TO BE MATCH WITH RAL:9005
P5	2 POT LACQUER	PRE FINISHED PANEL:- SHERWIN WILLIAMS PAINT HIGH REFLECTIVE WHITE COLOR 2 POT LACQUER PAINT	60% GLOSS	SHERWIN WILLIAMS PAINT /EQUIVALENT	COLOR:HIGH REFLECTIVE WHITE CODE:SW 7757 COLOR TO BE MATCH WITH RAL:9010
M3	CORRUGATED ALUMINUM SHEET	CORRUGATED ALUMINUM SHEET FINISH WITH RED DOOR COLOR 2 POT LACQUER PAINT	GLOSS	CORRUGATED METALS /EQUIVALENT	PANELS TO BE FIXED WITH 'Z' BRACKETS AS PER DETAIL DRAWINGS
FL1	VINYL TILE	18"X18"X0.118" THK ALTRO DOLCE NOCHE VINYL TILE	MATT	ALTRO/EQUIVALENT	TILE LAID IN RUNNING BOND AND APPLY SELECTED ADHESIVE AT THE REQUIRED SPREAD RATE
NWR		NO WORK OR NO PROPOSED FINISH , EXISTING FINISH RETAINED			

P01 03.01.25 PERMIT SET HOD NM  
 REV DATE DESCRIPTION DRN CHK  
 CLIENT



PROJECT  
**BREWDOG**  
**HARTSFIELD-JACKSON ATLANTA**  
**INTERNATIONAL AIRPORT**  
**UNITED STATES**

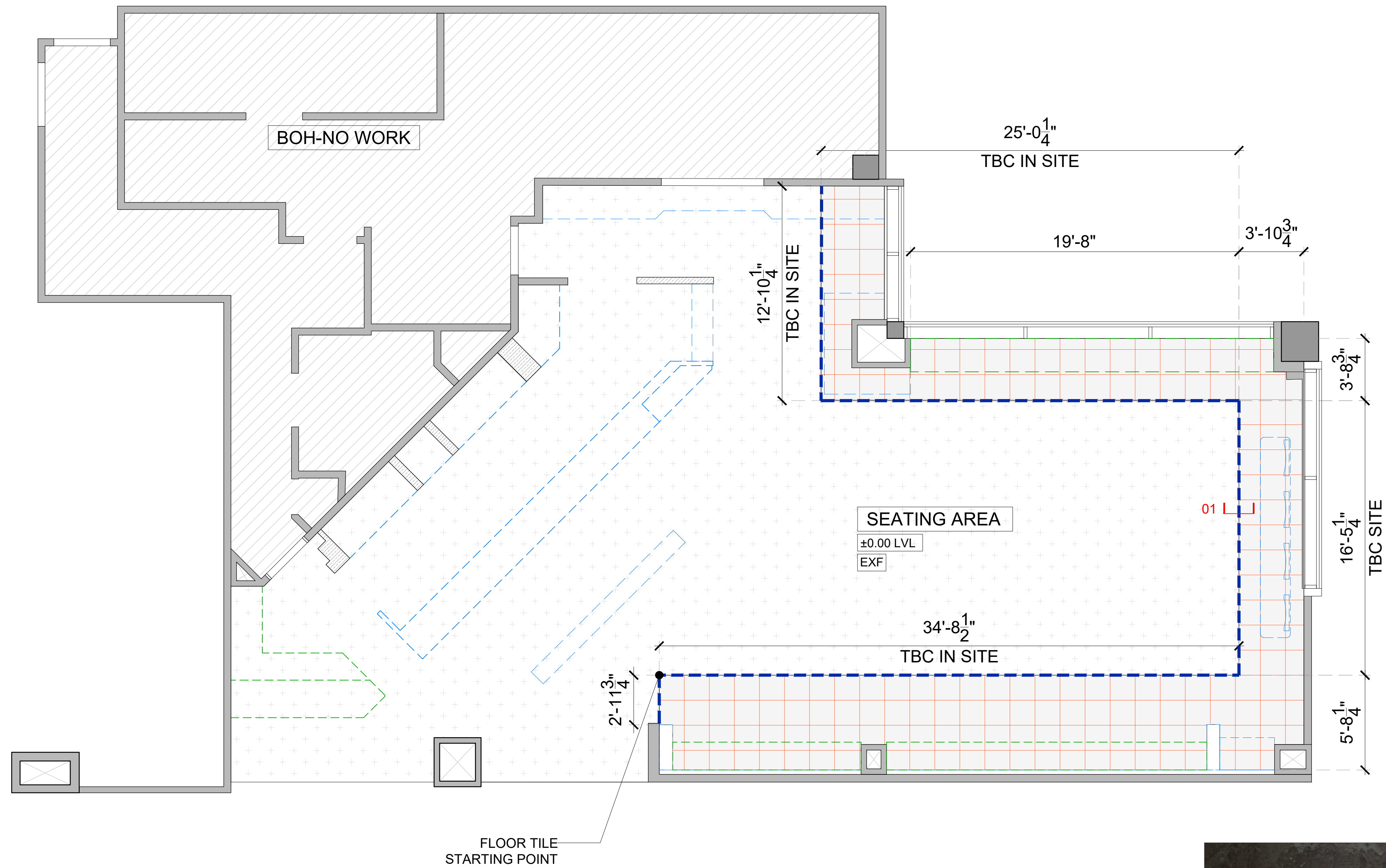
DRAWING TITLE  
**WALL FINISHES LAYOUT**

SCALE 1/4"=1'-0" DATE 03.01.2025 DRAWN HOD A1SHEET

STATUS  
**PERMIT SET**

ORG PROJECT NO DRAWING TYPE NUMBER REV  
**SSP 2436 02GA 101 P01**





**GENERAL NOTES:**  
DO NOT SCALE DRAWING.

- ALL WORK SHALL BE CARRIED OUT IN ACCORDANCE WITH LOCAL AUTHORITY REGULATIONS. THIS DRAWING IS COPYRIGHT TO SSP GROUP. DO NOT COPY DRAWING WITHOUT PRIOR CONSENT.

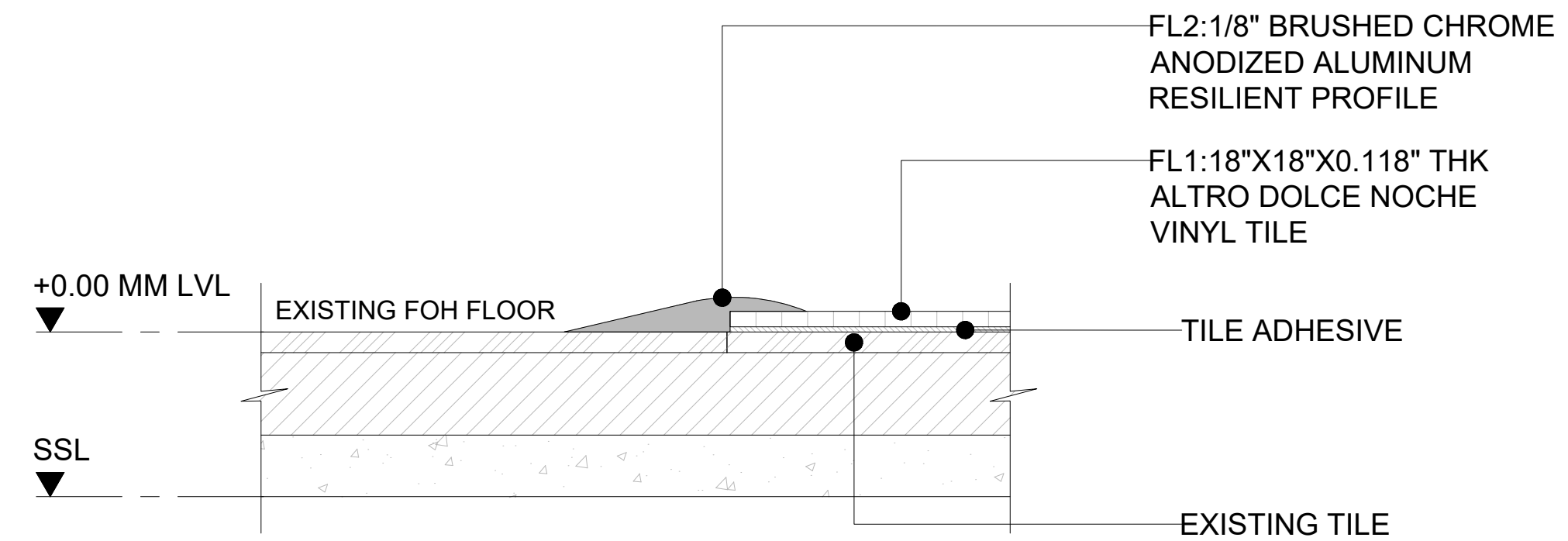
**NOTES:**

- MAIN CONTRACTOR TO CONFIRM ALL DIMENSIONS ON SITE PRIOR TO COMMENCING WORKS.
- ALL DRAWINGS ARE TO BE READ IN CONJUNCTION WITH ARCHITECTURAL SPECIFICATION.
- CONTRACTOR TO LIAISE AND COORDINATE STRUCTURAL, FIRE AND MECHANICAL ENGINEER'S SUMMARY, DRAWINGS AND SPECIFICATIONS & SATISFY ALL STATUTORY/REGULATORY CODES AS APPLICABLE PRIOR TO EXECUTION.

ALL DIMENSION SHOULD BE CONFIRMED AND CO-ORDINATE WITH SITE CONDITION IN SITE PRIOR INSTALLATION.

--- INDICATES PROPOSED JOINERY ITEMS  
--- INDICATES EXISTING JOINERY ITEMS

**01 FLOORING LAYOUT**  
102 1/4"=1'-0"



**02 SECTION-01**  
102 10"=1'-0"

SL.NO	CODE	PATTERN	DESCRIPTION	REFERENCE	ADDITIONAL INFORMATION	AREA
01	EXF	[Pattern: Existing Flooring]	EXISTING FLOORING	NA	NA	NA
02	FL1	[Pattern: Vinyl Tile]	18"X18"X0.118" THK ALTRO DOLCE NOCHE VINYL TILE	BRAND:ALTRO COLLECTION:DOLCE COLOR:NOCHE CODE:AD504	TILE LAID IN RUNNING BOND AND APPLY SELECTED ADHESIVE AT THE REQUIRED SPREAD RATE IN ACCORDANCE WITH THE MANUFACTURER'S REQUIREMENTS AND INSTRUCTIONS	405 Sq.Ft
03	FL2	[Pattern: Resilient Profile]	1/8" BRUSHED CHROME ANODIZED ALUMINUM RESILIENT PROFILE	BRAND:SCHLUTER PRODUCT:VINPRO-U FINISH:BRUSHED CHROME ANODIZED ALUMINUM	RESILIENT SURFACE FLOOR PROFILE FOR REDUCING TO LOWER ELEVATIONS	92' Ft

P01 03.01.25 PERMIT SET HOD NM  
REV DATE DESCRIPTION DRN CHK



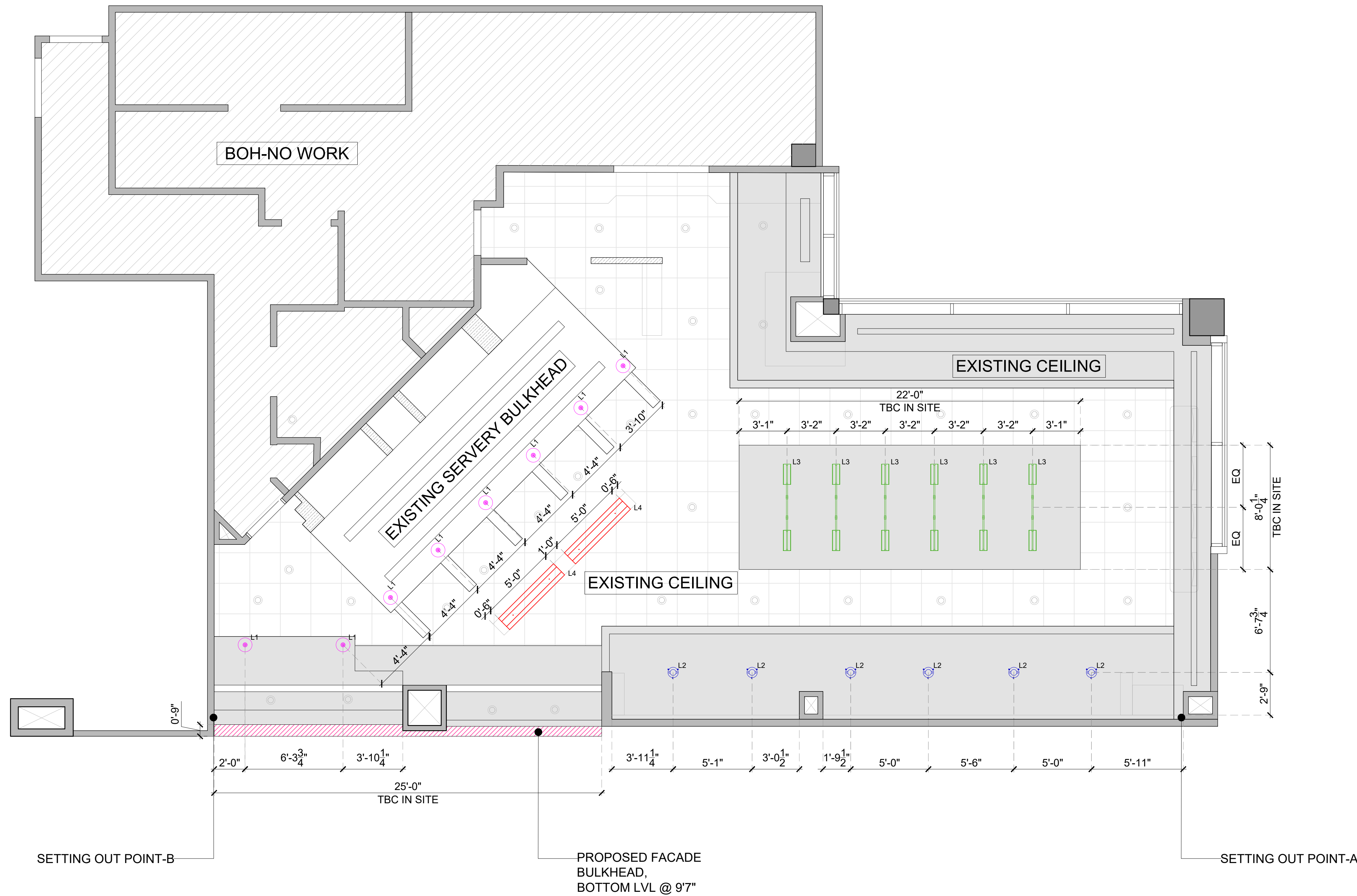
PROJECT  
**BREWDOG**  
HARTSFIELD-JACKSON ATLANTA  
INTERNATIONAL AIRPORT  
UNITED STATES

DRAWING TITLE  
**FLOORING LAYOUT**

SCALE AS MENTIONED DATE 03.01.2025 DRAWN HOD A1SHEET

STATUS  
**PERMIT SET**

ORG PROJECT NO DRAWING TYPE NUMBER REV  
**SSP 2436 02GA 102 P01**



**GENERAL NOTES:**  
DO NOT SCALE DRAWING.

- ALL WORK SHALL BE CARRIED OUT IN ACCORDANCE WITH LOCAL AUTHORITY REGULATIONS. THIS DRAWING IS COPYRIGHT TO SSP GROUP. DO NOT COPY DRAWING WITHOUT PRIOR CONSENT.

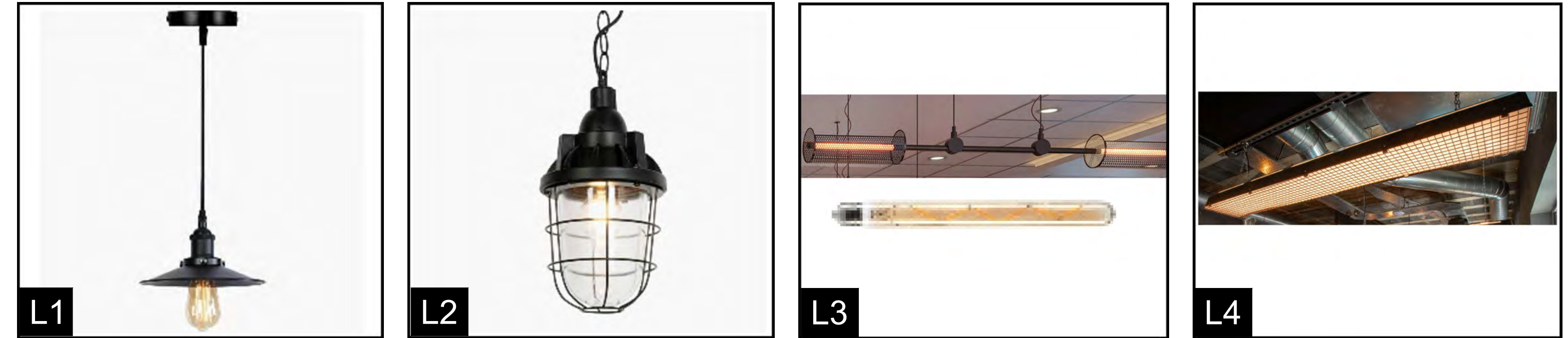
**NOTES:**

- MAIN CONTRACTOR TO CONFIRM ALL DIMENSIONS ON SITE PRIOR TO COMMENCING WORKS.
- ALL DRAWINGS ARE TO BE READ IN CONJUNCTION WITH ARCHITECTURAL SPECIFICATION.
- CONTRACTOR TO LIAISE AND COORDINATE STRUCTURAL, FIRE AND MECHANICAL ENGINEER'S SUMMARY, DRAWINGS AND SPECIFICATIONS & SATISFY ALL STATUTORY/REGULATORY CODES AS APPLICABLE PRIOR TO EXECUTION.

ALL DIMENSION SHOULD BE CONFIRMED AND CO-ORDINATE WITH SITE CONDITION IN SITE PRIOR INSTALLATION.

EXISTING CEILING AND CEILING DOWN LIGHTS TO BE RETAINED

**01 PROPOSED NEW LIGHTING LAYOUT**  
103A 1/4"=1'-0"



**L1** 8 NOS      **L2** 6 NOS      **L3** 6 NOS      **L4** 2 NOS

P01 03.01.25	PERMIT SET	HOD NM
REV DATE	DESCRIPTION	DRN CHK









PROJECT  
**BREWDOG**  
HARTSFIELD-JACKSON ATLANTA  
INTERNATIONAL AIRPORT  
UNITED STATES

DRAWING TITLE  
**PROPOSED NEW LIGHTING LAYOUT**

SCALE 1/4"=1'-0"    DATE 03.01.2025    DRAWN HOD    A1SHEET

STATUS  
**PERMIT SET**

ORG    PROJECT NO    DRAWING TYPE    NUMBER    REV  
**SSP 2436 02GA 103A P01**

LIGHT SCHEDULE											
SL.NO	CODE	DESCRIPTION	QTY	FIXING	LAMP	SUPPLIER	WATTS	CLR TEMP	ADDITIONAL INFORMATION	IMAGE	WEBLINK
1	L1	VINTAGE INDUSTRIAL PENDANT LIGHT	8	SERVERY BULKHEAD	LED	LEDSONE / EQUIVALENT	8W	2700K	VINTAGE INDUSTRIAL METAL CEILING PENDANT LIGHT SHADE MODERN HANGING RETRO LIGHT CODE:2166 DIA: 8.6" HEIGHT: 5"		<a href="https://ledsone.co.uk/products/vintage-industrial-metal-ceiling-pendant-light-shade-modern-hanging-retro-light?variant=34781958537377">https://ledsone.co.uk/products/vintage-industrial-metal-ceiling-pendant-light-shade-modern-hanging-retro-light?variant=34781958537377</a>
2	L2	INDUSTRIAL BLACK BUNKER BLACK CAGE PENDANT LIGHT	6	CEILING	LED	LAMP AND LIGHT / EQUIVALENT	6W	2700K	INDUSTRIAL PENDANT LIGHT BLACK - CABIN DIA: 6.7" HEIGHT: 4.5"		<a href="https://www.lampandlight.eu/industrial-pendant-light-black-cabin">https://www.lampandlight.eu/industrial-pendant-light-black-cabin</a>
3	L3	BESPOKE PENDANT FEATURE LIGHT	6	CEILING	BULB	INDUSTRIAL GLOW / EQUIVALENT	5W	2700K	CUSTOM MADE DOUBLE BESPOKE PENDANT WITH E27 HOLDER LINEAR BULB BLACK FINISHED ROUND METAL CAGE LENGTH:5'7" DIA: 6" HEIGHT: 6"		<a href="https://industrialglow.co.uk/blogs/projects/brew-dog-manchester-outpost">https://industrialglow.co.uk/blogs/projects/brew-dog-manchester-outpost</a>
4	L4	LINEAR SUSPENDED LIGHT	2	CEILING	LED	LIGHTING CONTRACTOR	28W	3000K	BESPOKE PENDANT LIGHT PRODUCT:SOSPENSIONE JOB LENGTH:5' WIDTH: 1" HEIGHT: 6"		NA
5	L5	FLAT LED STRIP LIGHT WITH DIFFUSER	34' 2"	FRONT COUNTER & BAR COUNTER	LED	WAVE FORM LIGHT	24W	2700K	DYNA WHITE DIM-TO-WARM LED FLEXIBLE STRIP LIGHT WITH FLAT ALUMINIUM CHANNEL		<a href="https://store.waveformlighting.com/products/dynawhite-dim-to-warm-led-flexible-strip">https://store.waveformlighting.com/products/dynawhite-dim-to-warm-led-flexible-strip</a>
6	L6	ANGLED LED STRIP LIGHT WITH DIFFUSER	21' 2"	BAR BOTTLE DISPLAY SHELF DETAIL	LED	WAVE FORM LIGHT	24W	2700K	DYNA WHITE DIM-TO-WARM LED FLEXIBLE STRIP LIGHT WITH CORNER ALUMINIUM CHANNEL		<a href="https://store.waveformlighting.com/collections/led-strip-connectors-accessories/products/aluminum-channel-for-led-strip">https://store.waveformlighting.com/collections/led-strip-connectors-accessories/products/aluminum-channel-for-led-strip</a>

GENERAL NOTES:  
DO NOT SCALE DRAWING.

- ALL WORK SHALL BE CARRIED OUT IN ACCORDANCE WITH LOCAL AUTHORITY REGULATIONS.THIS DRAWING IS COPYRIGHT TO SSP GROUP .DO NOT COPY DRAWING WITHOUT PRIOR CONSENT.

NOTES:

1. MAIN CONTRACTOR TO CONFIRM ALL DIMENSIONS ON SITE PRIOR TO COMMENCING WORKS.
2. ALL DRAWINGS ARE TO BE READ IN CONJUNCTION WITH ARCHITECTURAL SPECIFICATION.
3. CONTRACTOR TO LIAISE AND COORDINATE STRUCTURAL, FIRE AND MECHANICAL ENGINEERS SUMMARY, DRAWINGS AND SPECIFICATIONS & SATISFY ALL STATUTORY/ REGULATORY CODES AS APPLICABLE PRIOR TO EXECUTION.

P01 03.01.25 PERMIT SET HOD NM  
REV DATE DESCRIPTION DRN CHK

CLIENT



PROJECT  
BREWD OG  
HARTSFIELD-JACKSON ATLANTA  
INTERNATIONAL AIRPORT  
UNITED STATES

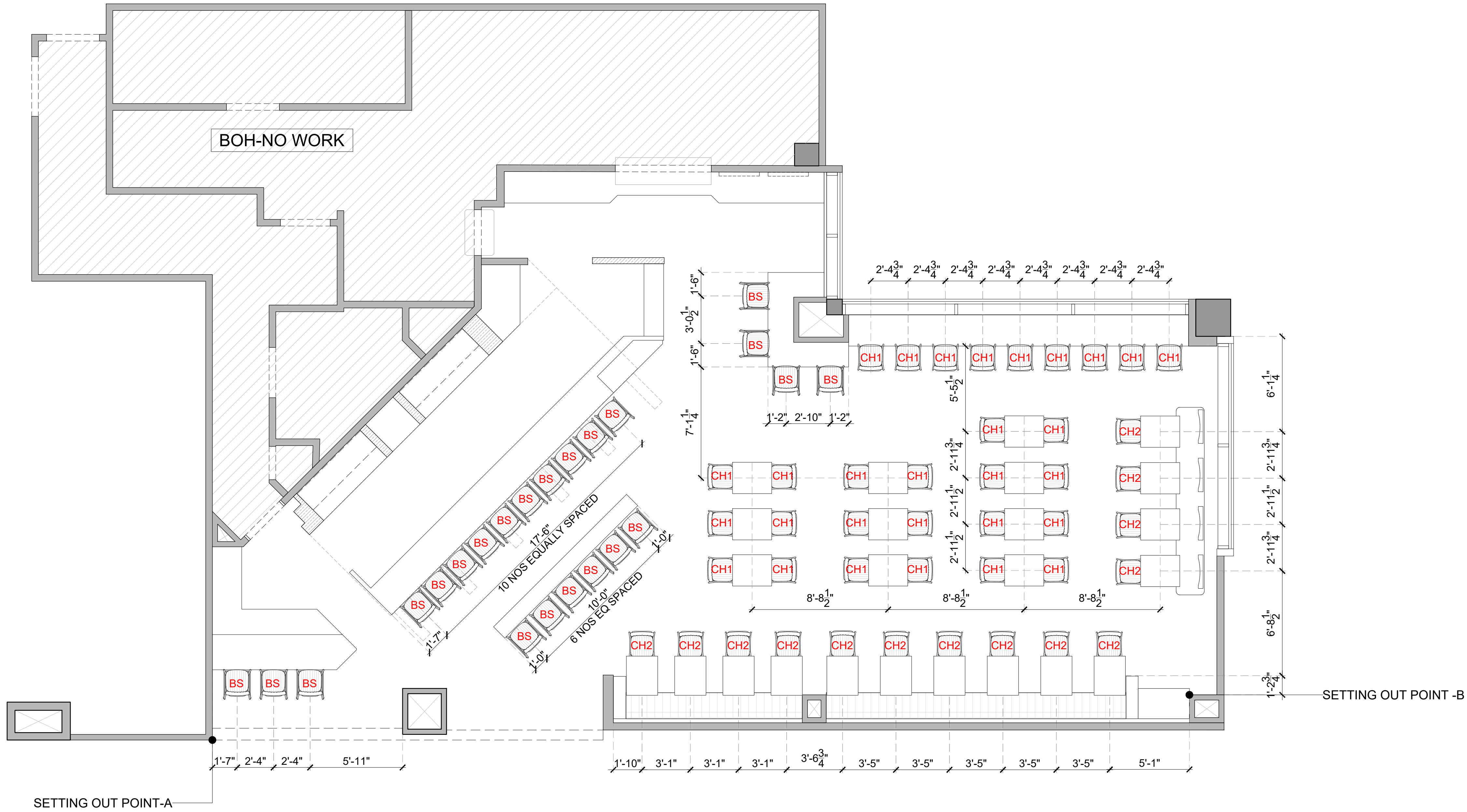
DRAWING TITLE  
LIGHTING SCHEDULE

SCALE 1/4"=1'-0" DATE 03.01.2025 DRAWN HOD A1SHEET

STATUS

PERMIT SET

ORG PROJECT NO DRAWING TYPE NUMBER REV  
SSP 2436 02GA 103B P01



**GENERAL NOTES:**  
DO NOT SCALE DRAWING.




- ALL WORK SHALL BE CARRIED OUT IN ACCORDANCE WITH LOCAL AUTHORITY REGULATIONS. THIS DRAWING IS COPYRIGHT TO SSP GROUP. DO NOT COPY DRAWING WITHOUT PRIOR CONSENT.

**NOTES:**

- MAIN CONTRACTOR TO CONFIRM ALL DIMENSIONS ON SITE PRIOR TO COMMENCING WORKS.
- ALL DRAWINGS ARE TO BE READ IN CONJUNCTION WITH ARCHITECTURAL SPECIFICATION.
- CONTRACTOR TO LIAISE AND COORDINATE STRUCTURAL, FIRE AND MECHANICAL ENGINEER'S SUMMARY, DRAWINGS AND SPECIFICATIONS & SATISFY ALL STATUTORY/REGULATORY CODES AS APPLICABLE PRIOR TO EXECUTION.

ALL DIMENSION SHOULD BE CONFIRMED AND CO-ORDINATE WITH SITE CONDITION IN SITE PRIOR INSTALLATION.

**01 FURNITURE LAYOUT**  
1/4"=1'-0"

FURNITURE SCHEDULE										
SL.NO	CODE	DESCRIPTION	QTY	WIDTH	DEPTH	HEIGHT	SEAT HEIGHT	FINISH	IMAGE	WEBLINK
1	CH1	<b>DINING CHAIR-01</b> HAMMERWICH RIBBED CAFÉ CHAIR	29	18"	19"	35"	18"	<b>BACK REST &amp; SEAT PAD:</b> YAARWOOD VINTAGE - FAUX WOODY FAUX LEATHER UPHOLSTERY WITH RIBBED STITCHING <b>FRAME:</b> BLACK POWDER COATED FINISH CIRCULAR STEEL FRAME		<a href="https://www.peppermillinteriors.com/ribbed-chair-cafe-chair">https://www.peppermillinteriors.com/ribbed-chair-cafe-chair</a>
2	CH2	<b>DINING CHAIR-02</b> HAMMERWICH RIBBED CAFÉ CHAIR	14	18"	19"	35"	18"	<b>BACK REST &amp; SEAT PAD:</b> YAARWOOD VINTAGE - FAUX HARVEST FAUX LEATHER UPHOLSTERY WITH RIBBED STITCHING <b>FRAME:</b> BLACK POWDER COATED FINISH CIRCULAR STEEL FRAME		<a href="https://www.peppermillinteriors.com/ribbed-chair-cafe-chair">https://www.peppermillinteriors.com/ribbed-chair-cafe-chair</a>
3	BS	<b>BAR STOOL</b> HAMMERWICH RIBBED BAR STOOL	23	18"	20"	44"	30"	<b>BACK REST &amp; SEAT PAD:</b> YAARWOOD VINTAGE - FAUX PINOT FAUX LEATHER UPHOLSTERY WITH RIBBED STITCHING <b>FRAME:</b> BLACK POWDER COATED FINISH CIRCULAR STEEL FRAME		<a href="https://www.peppermillinteriors.com/contemporary-bar-stools">https://www.peppermillinteriors.com/contemporary-bar-stools</a>

P01 03.01.25 PERMIT SET HOD NM  
REV DATE DESCRIPTION DRN CHK



PROJECT  
**BREWDOG**  
HARTSFIELD-JACKSON ATLANTA INTERNATIONAL AIRPORT  
UNITED STATES

DRAWING TITLE  
**FURNITURE LAYOUT**

SCALE 1/4"=1'-0" DATE 03.01.2025 DRAWN HOD A1SHEET

STATUS  
**PERMIT SET**

ORG PROJECT NO DRAWING TYPE NUMBER REV  
**SSP 2436 02GA 104 P01**

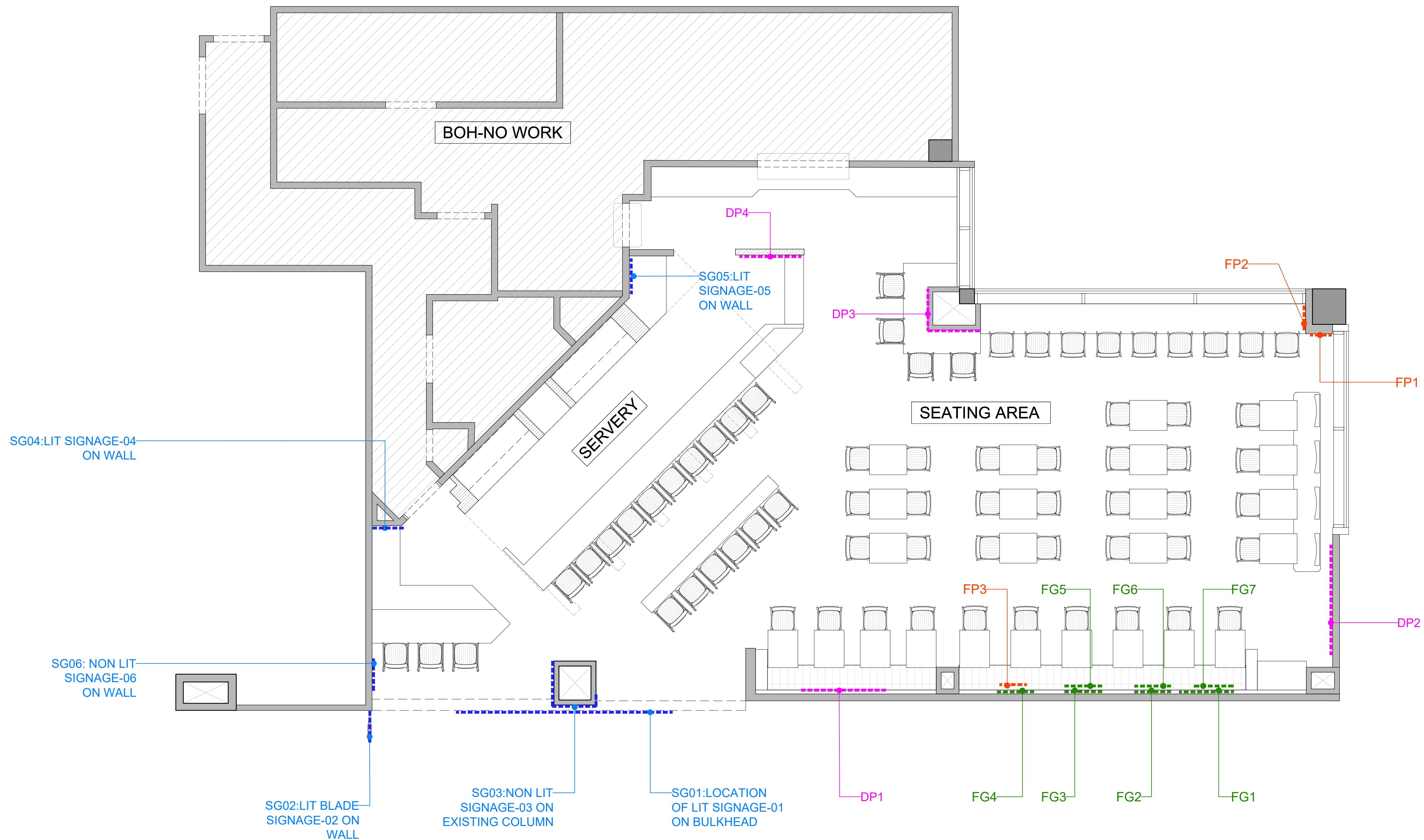
**GENERAL NOTES:**  
DO NOT SCALE DRAWING.

- ALL WORK SHALL BE CARRIED OUT IN ACCORDANCE WITH LOCAL AUTHORITY REGULATIONS. THIS DRAWING IS COPYRIGHT TO SSP GROUP. DO NOT COPY DRAWING WITHOUT PRIOR CONSENT.

**NOTES:**

- MAIN CONTRACTOR TO CONFIRM ALL DIMENSIONS ON SITE PRIOR TO COMMENCING WORKS.
- ALL DRAWINGS ARE TO BE READ IN CONJUNCTION WITH ARCHITECTURAL SPECIFICATION.
- CONTRACTOR TO LIAISE AND COORDINATE STRUCTURAL, FIRE AND MECHANICAL ENGINEER'S SUMMARY, DRAWINGS AND SPECIFICATIONS & SATISFY ALL STATUTORY/REGULATORY CODES AS APPLICABLE PRIOR TO EXECUTION.

----- INDICATES SIGNAGES  
 ----- INDICATES GRAPHICS  
 ----- INDICATES FRAMED POSTER  
 ----- INDICATES FLAG



**01 SIGNAGE & GRAPHICS LAYOUT**  
 105A 1/4"=1'-0"

- ALLOW TO PROVIDE POWER TO EACH LOCATION, ACCESS TO DRIVES AND CONCEALED CABLING IN ALL CASES
- SIGNAGE MANUFACTURER TO PROVIDE ARTWORK AND SHOP DRAWINGS FOR CLIENT APPROVAL PRIOR TO MANUFACTURE
- PROVISION OF ELECTRICAL POINTS FOR LIT SIGNAGES TO BE PROVIDED PRIOR TO FINISHING.

REV DATE	DESCRIPTION	HOD NM	DRN CHK
P01 03.01.25	PERMIT SET		



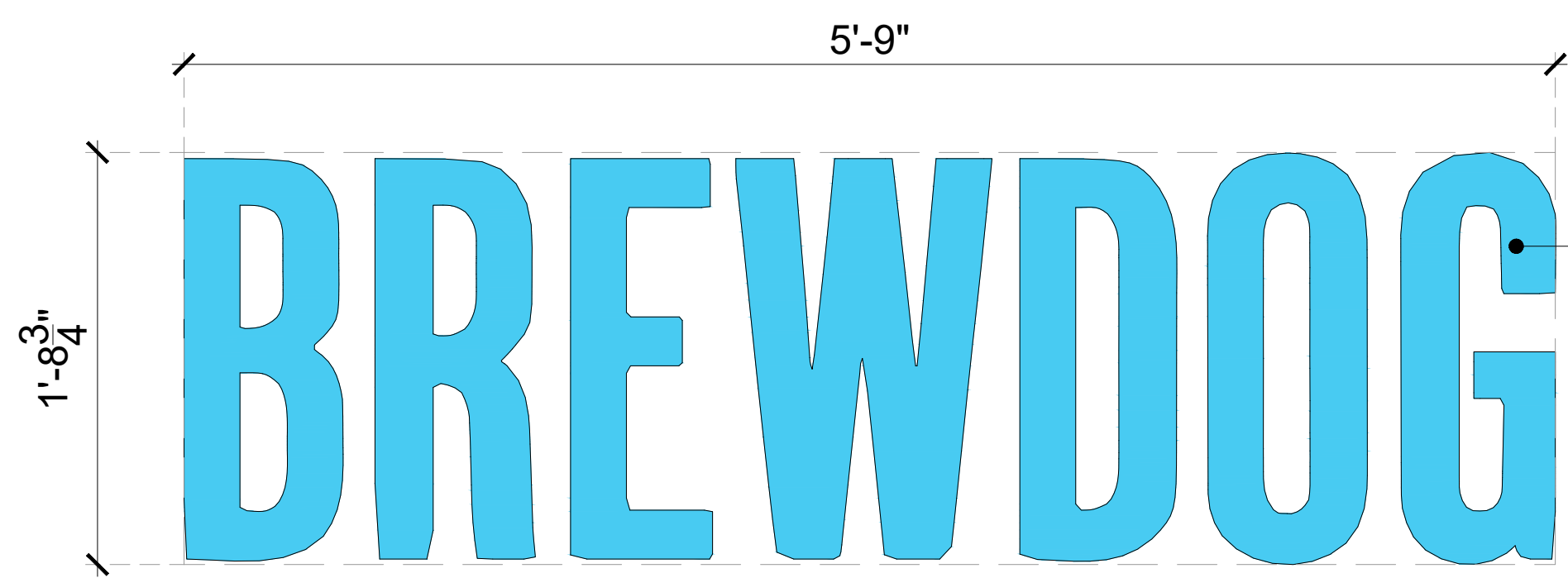
PROJECT  
**BREWDOG**  
 HARTSFIELD-JACKSON ATLANTA  
 INTERNATIONAL AIRPORT  
 UNITED STATES

DRAWING TITLE  
**SIGNAGE & GRAPHICS LAYOUT**

SCALE 1/4"=1'-0" DATE 03.01.2025 DRAWN HOD A1SHEET

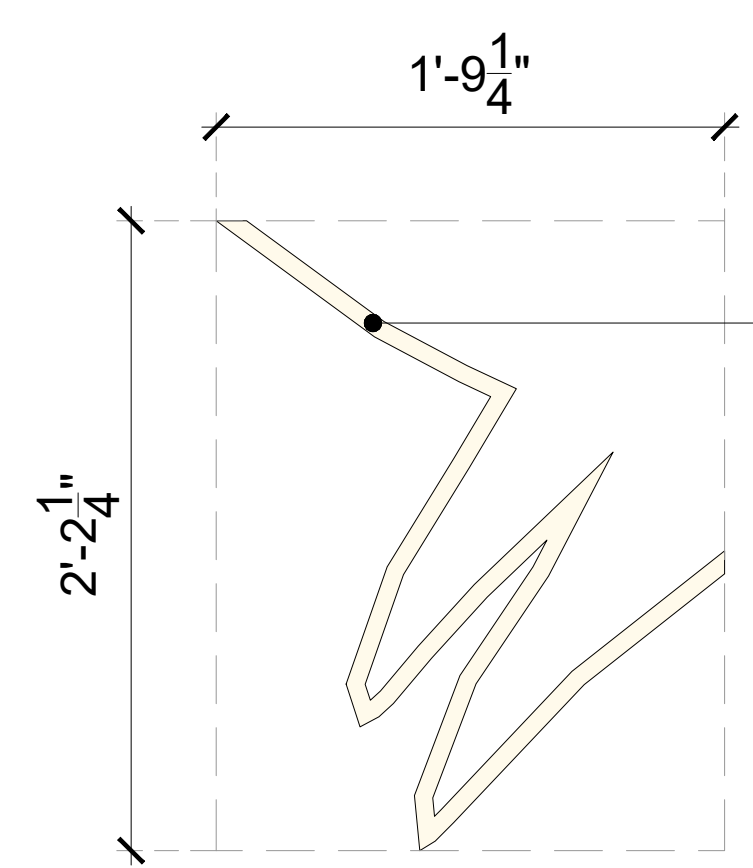
STATUS  
**PERMIT SET**

ORG	PROJECT NO	DRAWING TYPE	NUMBER	REV
SSP	2436	02GA	105A	P01

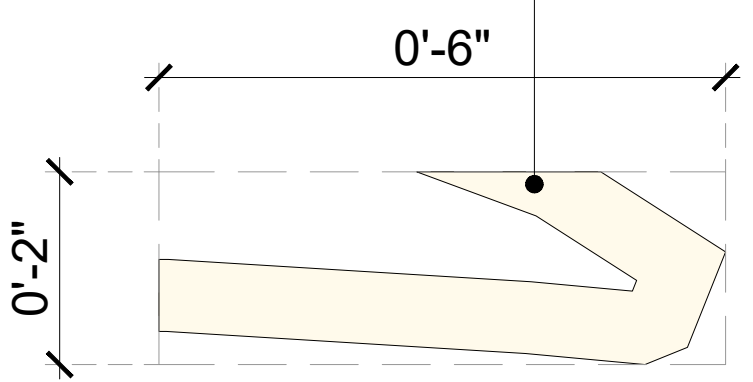


3D INTERNALLY ILLUMINATED SIGN WITH FABRICATED 2" THICK PUNK BLUE COLOR ACRYLIC LETTER FORMS. 1/8" THICK ACRYLIC SHEET ON FRONT & SIDE, BACK WITH 1/4" GAUGE ALUMINUM CHANNEL (AS PER BRAND)

01 SG01-LIT SIGNAGE-01  
105B 1-1/2"=1'-0"



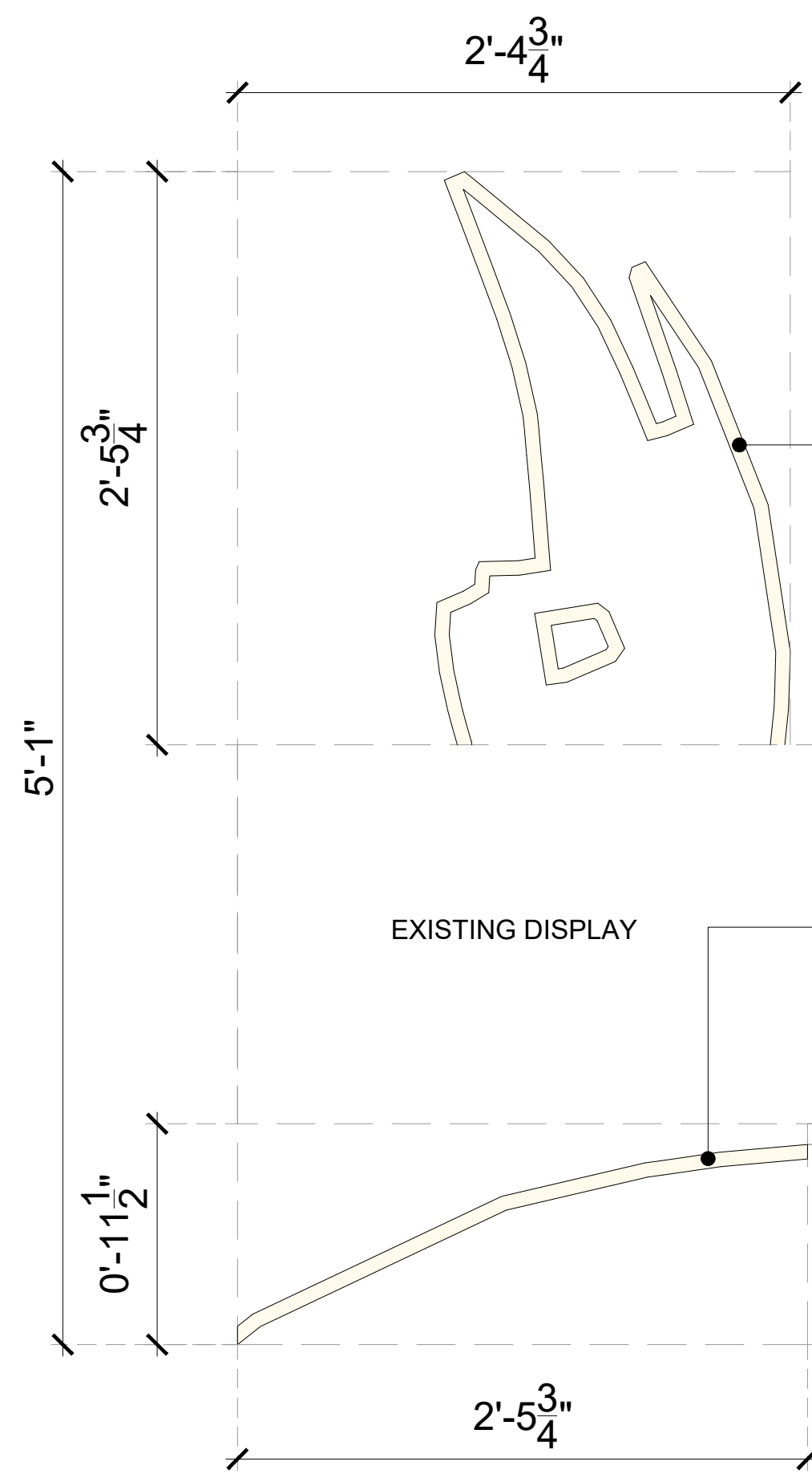
3D FORMED 1/2" THK WHITE ACRYLIC LASER CUT SYMBOL (AS PER BRAND)



3D FORMED 1/2" THK WHITE ACRYLIC LASER CUT SYMBOL (AS PER BRAND)

02 SG03A-NON LIT SIGNAGE-03A  
105B 1-1/2"=1'-0"


03 SG03B-NON LIT SIGNAGE-03B  
105B 6"=1'-0"



3D FORMED 1/2" THK WHITE ACRYLIC LASER CUT SYMBOL (AS PER BRAND)

3D FORMED 1/2" THK WHITE ACRYLIC LASER CUT SYMBOL (AS PER BRAND)

04 SG03-NON LIT SIGNAGE-03C  
105B 1-1/2"=1'-0"



BRAND COLOR CODE

GENERAL NOTES:  
DO NOT SCALE DRAWING.

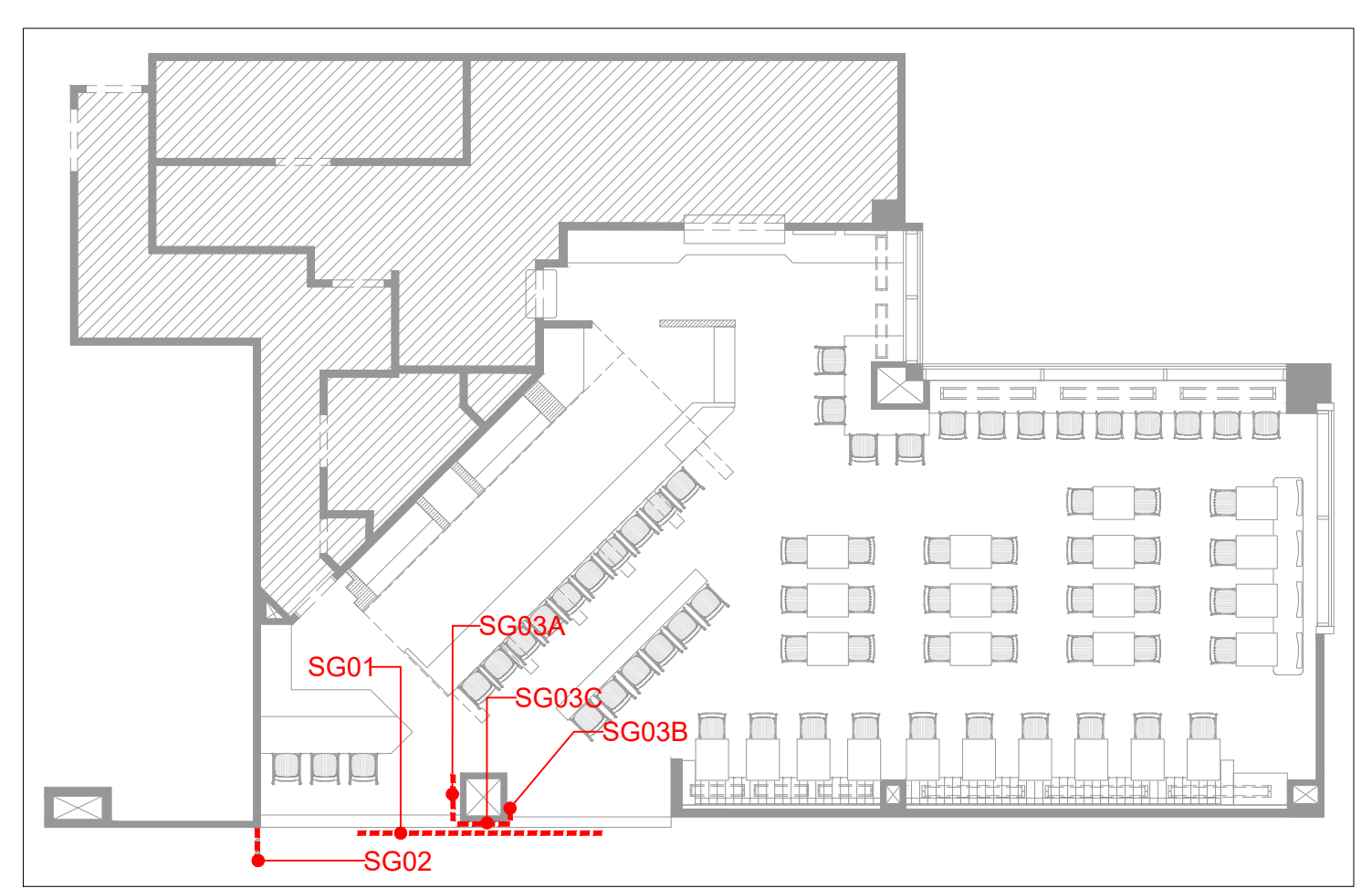
- ALL WORK SHALL BE CARRIED OUT IN ACCORDANCE WITH LOCAL AUTHORITY REGULATIONS. THIS DRAWING IS COPYRIGHT TO SSP GROUP. DO NOT COPY DRAWING WITHOUT PRIOR CONSENT.

NOTES:

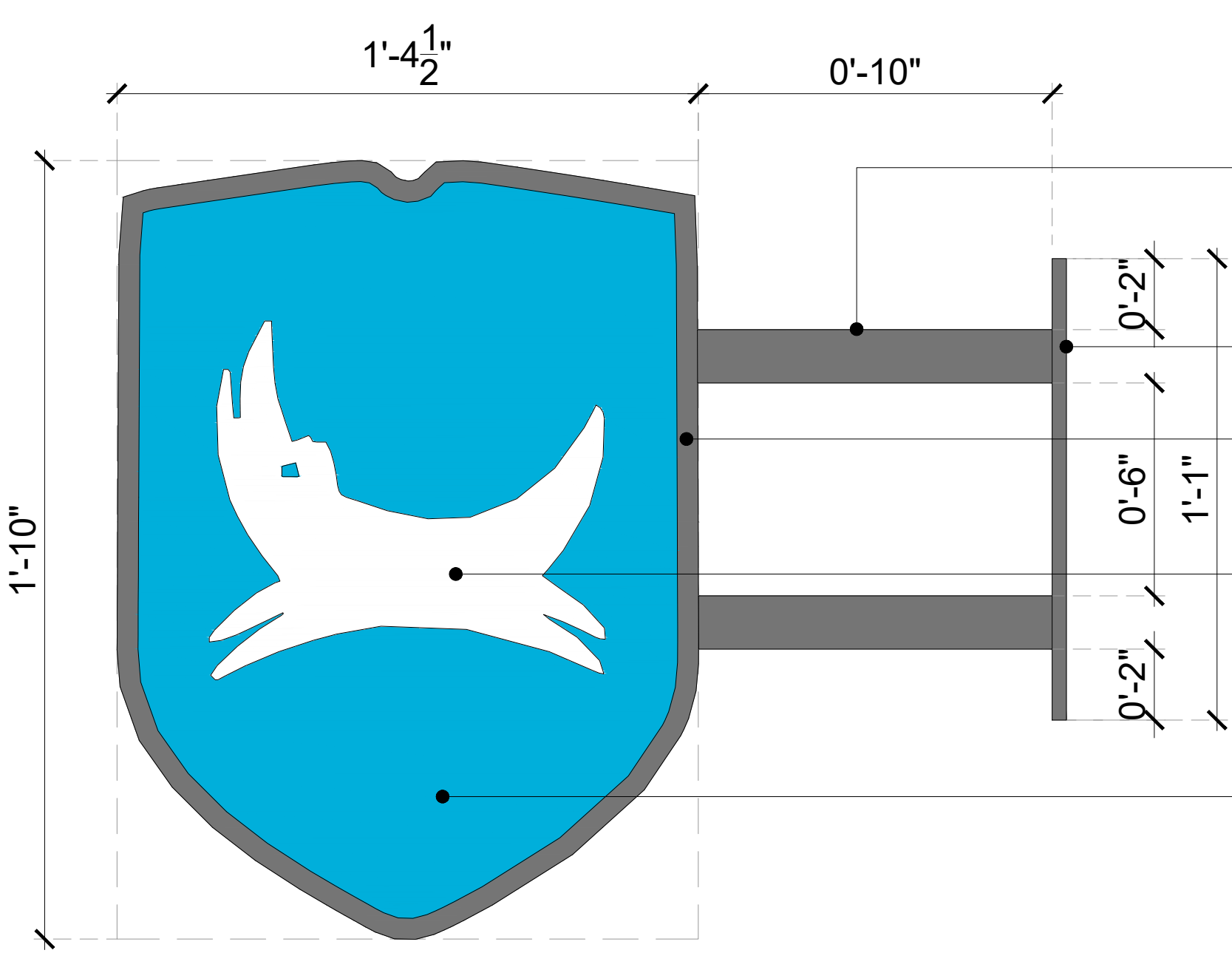
- MAIN CONTRACTOR TO CONFIRM ALL DIMENSIONS ON SITE PRIOR TO COMMENCING WORKS.
- ALL DRAWINGS ARE TO BE READ IN CONJUNCTION WITH ARCHITECTURAL SPECIFICATION.
- CONTRACTOR TO LIAISE AND COORDINATE STRUCTURAL, FIRE AND MECHANICAL ENGINEER'S SUMMARY, DRAWINGS AND SPECIFICATIONS & SATISFY ALL STATUTORY/REGULATORY CODES AS APPLICABLE PRIOR TO EXECUTION.

ALL DIMENSION SHOULD BE CONFIRMED AND CO-ORDINATE WITH SITE CONDITION IN SITE PRIOR INSTALLATION.

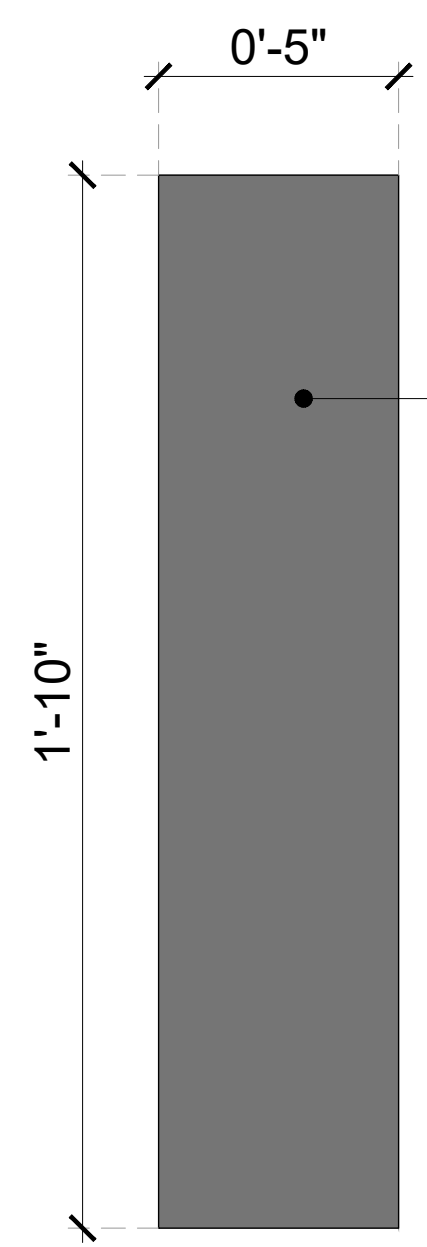
ALLOW TO PROVIDE POWER TO EACH LOCATION, ACCESS TO DRIVES AND CONCEALED CABLING IN ALL CASES  
SIGNAGE MANUFACTURER TO PROVIDE ARTWORK AND SHOP DRAWINGS FOR CLIENT APPROVAL PRIOR TO MANUFACTURE



KEY PLAN



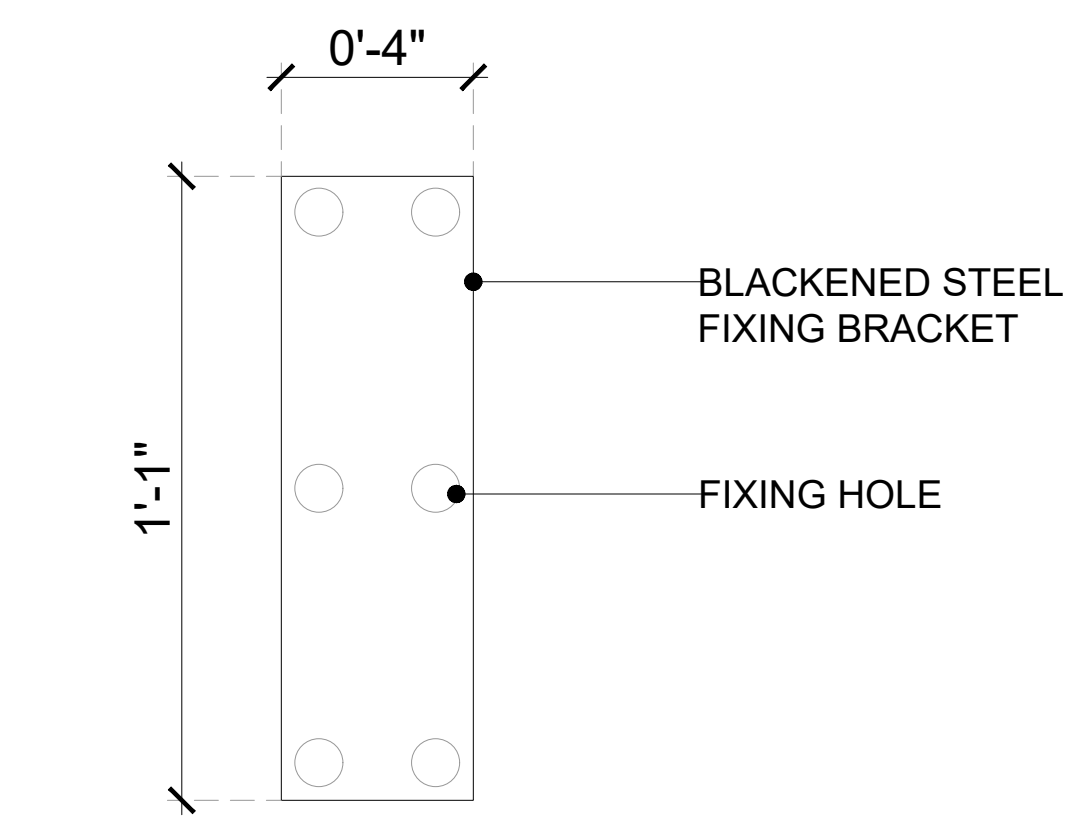
BLACKENED STEEL TUBE  
BLACKENED STEEL FIXING BRACKET  
BLACKENED STEEL  
5MM THICK FRET CUT ACRYLIC DOG OPAL ACRYLIC BONDED DIRECTLY TO SIGN FACE (AS PER BRAND)  
DOUBLE SIDED INTERNALLY ILLUMINATED PUNK BLUE COLOR BLADE SIGN



SIDE FINISH WITH BLACKENED STEEL

05 SG02-LIT BLADE SIGNAGE-02  
105B 3"=1'-0"

06 BLADE SIGN FRONT  
105B 3"=1'-0"



BLACKENED STEEL FIXING BRACKET  
FIXING HOLE

07 FIXING BRACKET ELEVATION  
105B 3"=1'-0"

P01	03.01.25	PERMIT SET	HOD	NM
REV	DATE	DESCRIPTION	DRN	CHK



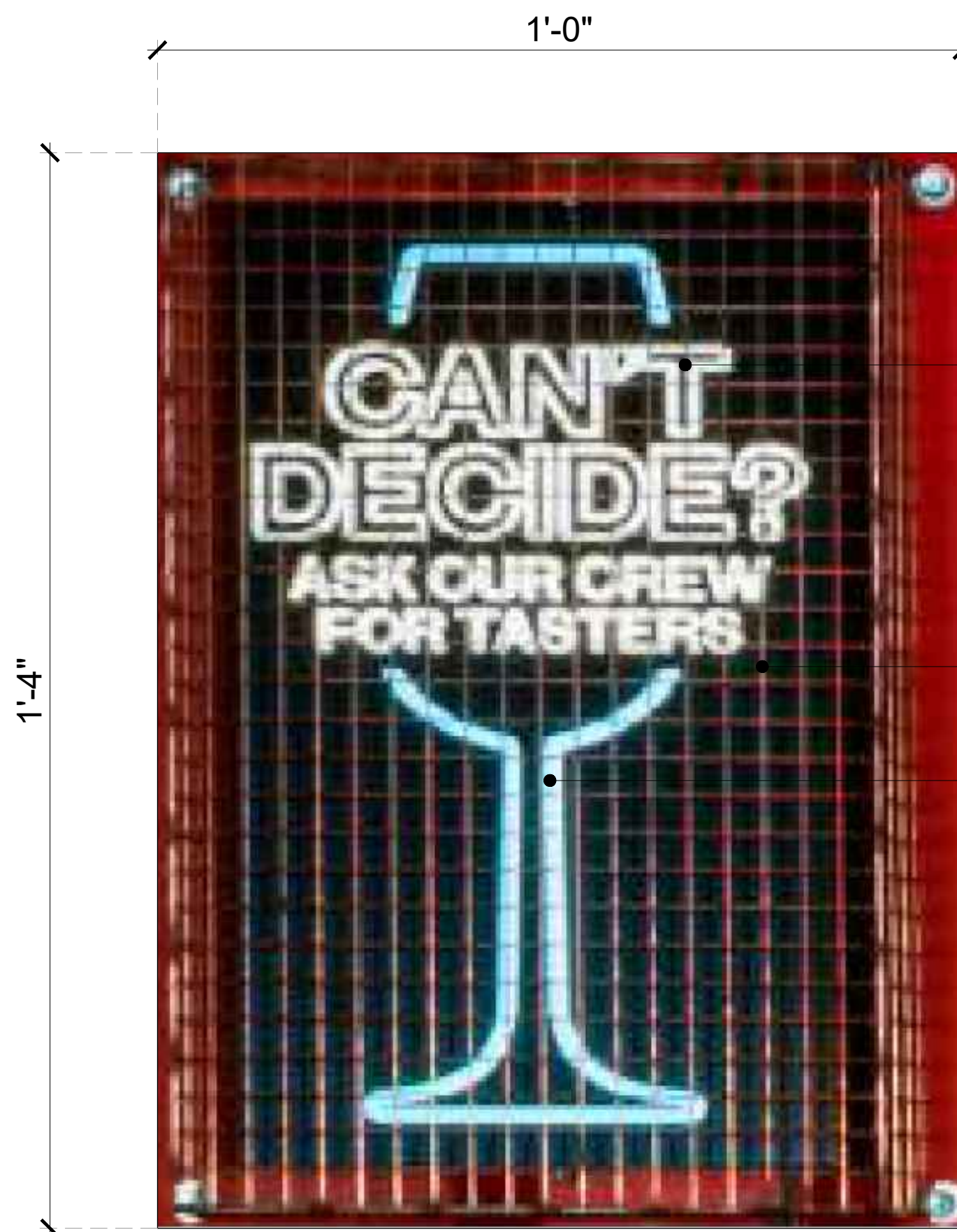
PROJECT  
BREWD OG  
HARTSFIELD-JACKSON ATLANTA INTERNATIONAL AIRPORT  
UNITED STATES

DRAWING TITLE  
SIGNAGE DETAIL-PART:A

SCALE AS MENTIONED DATE 03.01.2025 DRAWN HOD A1SHEET

STATUS  
PERMIT SET

ORG	PROJECT NO	DRAWING TYPE	NUMBER	REV
SSP	2436	02GA	105B	P01



PRE FORMED CHANNEL ACRYLIC LETTERS INTERNALLY LIT WITH WHITE COLOR LED LIGHT, INLAYED IN BLACK COLOR POWDER COATED COMPOSITE SIGN TRAY. (AS PER BRAND)

1"X1" STEEL MESH CAGE ON FRONT.

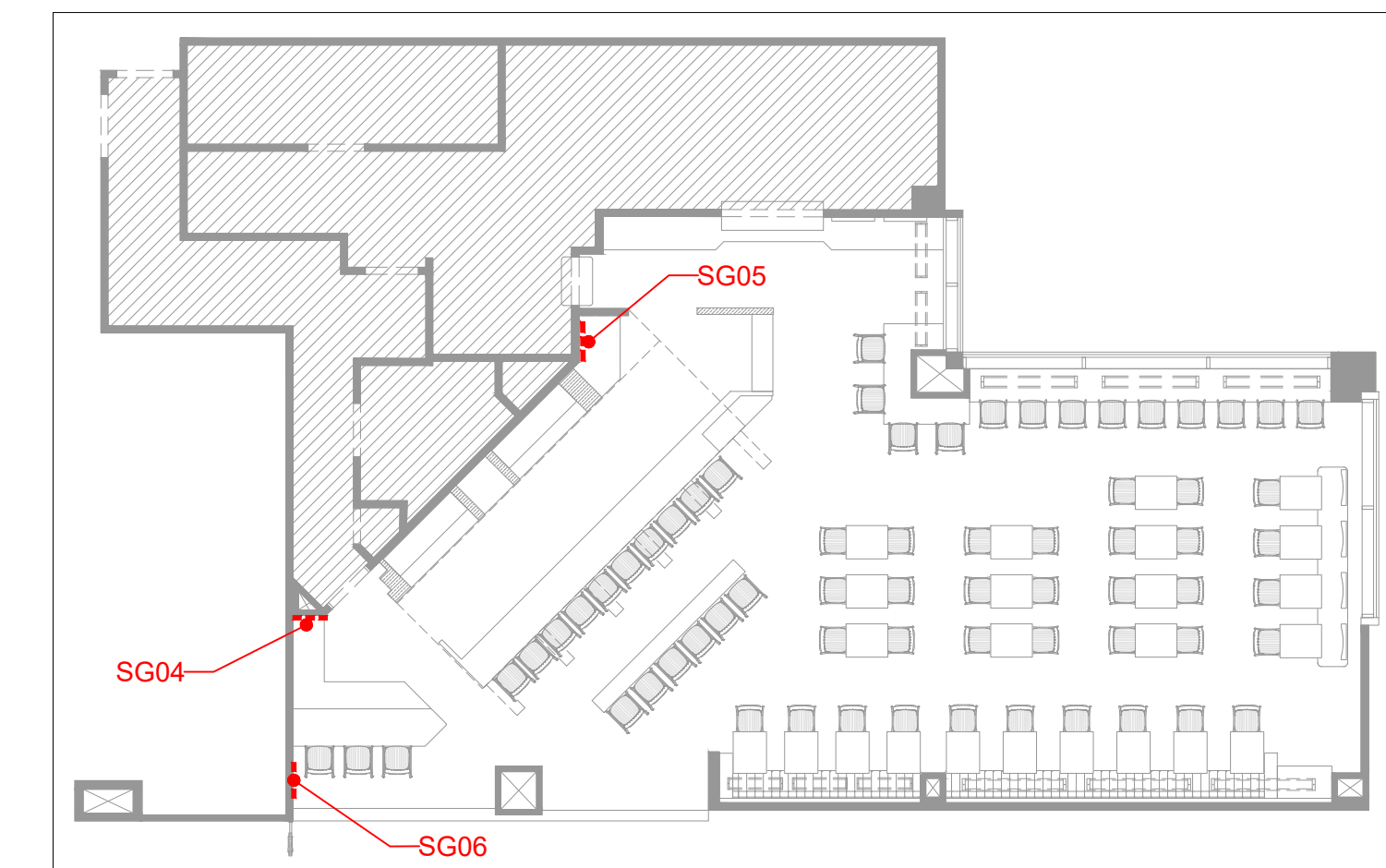
PRE FORMED CHANNEL ACRYLIC SIGN INTERNALLY LIT WITH PUNK BLUE COLOR LED LIGHT, INLAYED IN BLACK COLOR POWDER COATED COMPOSITE SIGN TRAY. (AS PER BRAND)

**01** SG04-LIT SIGNAGE-04  
105C 6"=1'-0"

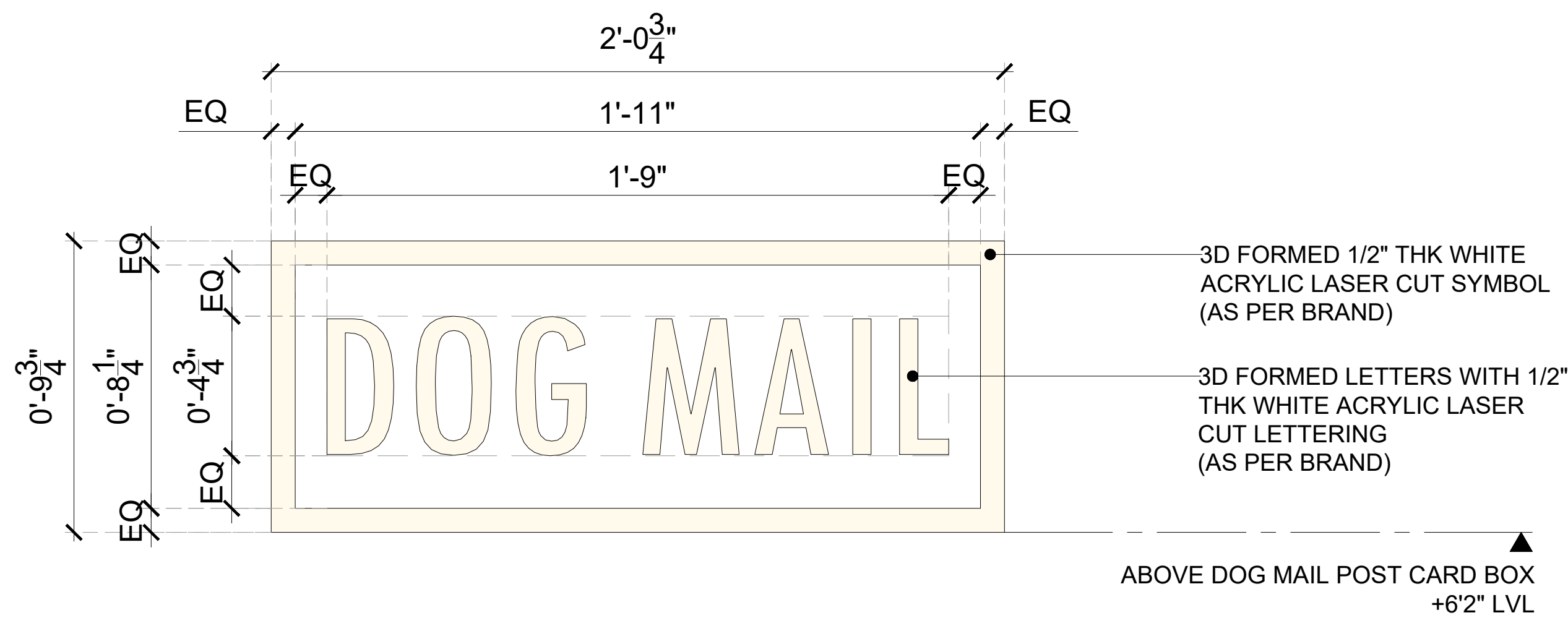


BESPOKE DESIGN WITH PRE FORMED CHANNEL ACRYLIC LETTERS & SIGN INTERNALLY ILLUMINATED WITH RED COLOR LED LIGHT, INLAID IN STEEL FABRICATED CAGE. (AS PER BRAND)

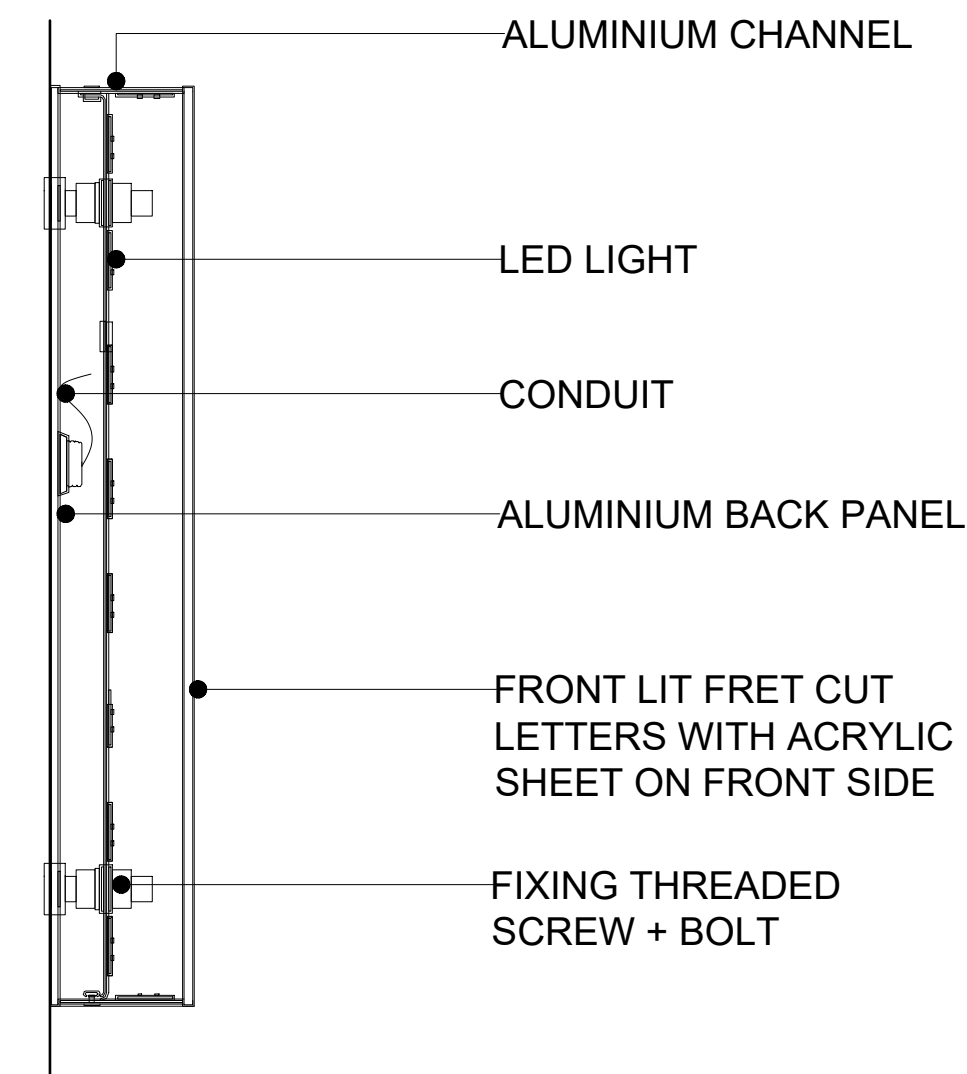
**02** SG05-LIT SIGNAGE-05  
105C 3"=1'-0"



**KEY PLAN**



**03** SG06- NON LIT SIGNAGE-06  
105C 3"=1'-0"



**04** TYPICAL SECTION OF FRONT LIT SIGNAGE  
105C 3"=1'-0"

**GENERAL NOTES:**  
DO NOT SCALE DRAWING.

- ALL WORK SHALL BE CARRIED OUT IN ACCORDANCE WITH LOCAL AUTHORITY REGULATIONS. THIS DRAWING IS COPYRIGHT TO SSP GROUP. DO NOT COPY DRAWING WITHOUT PRIOR CONSENT.

**NOTES:**

- MAIN CONTRACTOR TO CONFIRM ALL DIMENSIONS ON SITE PRIOR TO COMMENCING WORKS.
- ALL DRAWINGS ARE TO BE READ IN CONJUNCTION WITH ARCHITECTURAL SPECIFICATION.
- CONTRACTOR TO LIAISE AND COORDINATE STRUCTURAL, FIRE AND MECHANICAL ENGINEER'S SUMMARY, DRAWINGS AND SPECIFICATIONS & SATISFY ALL STATUTORY/ REGULATORY CODES AS APPLICABLE PRIOR TO EXECUTION.

ALL DIMENSION SHOULD BE CONFIRMED AND CO-ORDINATE WITH SITE CONDITION IN SITE PRIOR INSTALLATION.

ALLOW TO PROVIDE POWER TO EACH LOCATION ACCESS TO DRIVES AND CONCEALED CABLING IN ALL CASES.  
SIGNAGE MANUFACTURER TO PROVIDE ARTWORK AND SHOP DRAWINGS FOR CLIENT APPROVAL PRIOR TO MANUFACTURE

P01	03.01.25	PERMIT SET	HOD	NM
REV	DATE	DESCRIPTION	DRN	CHK



PROJECT  
**BREWDOG**  
HARTSFIELD-JACKSON ATLANTA  
INTERNATIONAL AIRPORT  
UNITED STATES


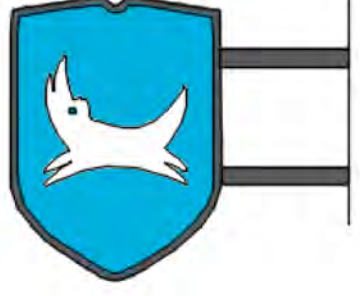
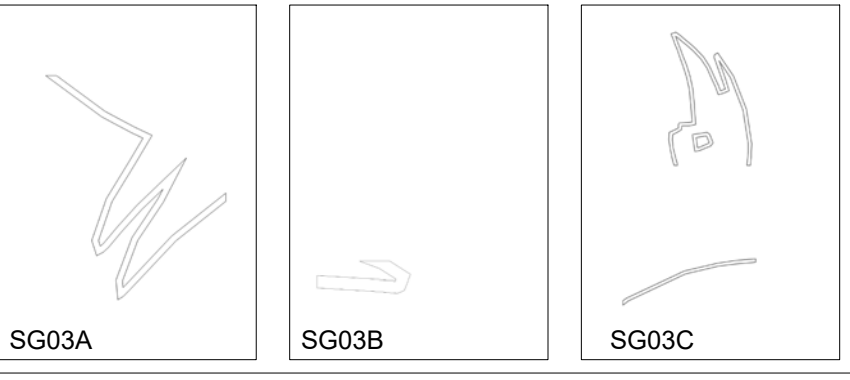


DRAWING TITLE  
**SIGNAGE DETAIL-PART:B**

SCALE AS MENTIONED DATE 03.01.2025 DRAWN HOD A1SHEET

STATUS  
**PERMIT SET**

ORG	PROJECT NO	DRAWING TYPE	NUMBER	REV
SSP	2436	02GA	105C	P01

# SIGNAGES SCHEDULE

ITEM	DESCRIPTION	QTY	WIDTH	HEIGHT	SUPPLIER	FINISH	DESCRIPTION	IMAGE
SG01	LIT SIGNAGE-01	1	5'-9"	1'-8 <sup>3</sup> / <sub>4</sub> "	SIGNAGE CONTRACTOR	3D INTERNALLY ILLUMINATED SIGN WITH FABRICATED 2" THICK PUNK BLUE COLOR ACRYLIC LETTER FORMS. 1/8" THICK ACRYLIC SHEET ON FRONT & SIDE, BACK WITH 1/4" GAUGE ALUMINUM CHANNEL (AS PER BRAND)	FRONT LIT SIGNAGE FIXED TO FACADE BULKHEAD. ACRYLIC LETTERING WITH INDIVIDUAL LIGHTING TO EACH LETTERS	
SG02	LIT BLADE SIGNAGE-02	1	1'-4 <sup>1</sup> / <sub>2</sub> "	1'-10"	SIGNAGE CONTRACTOR	DOUBLE SIDED INTERNALLY ILLUMINATED PUNK BLUE COLOR BLADE SIGN (AS PER BRAND)  5MM THICK FRET CUT ACRYLIC DOG OPAL ACRYLIC BONDED DIRECTLY TO SIGN FACE (AS PER BRAND)	LIT BLADE SIGNAGE FIXED TO SHOP FRONT WALL .	
SG03	NON LIT SIGNAGE-03	1	REFER DRAWING	REFER DRAWING	SIGNAGE CONTRACTOR	3D FORMED 1/2" THK WHITE ACRYLIC LASER CUT SYMBOL (AS PER BRAND)	NON-LIT SIGNAGE FIXED TO SHOP FRONT EXISTING COLUMN ACRYLIC LETTERING.	
SG04	LIT SIGNAGE-04	1	1'-0"	1'-4"	SIGNAGE CONTRACTOR	PRE FORMED CHANNEL ACRYLIC LETTERS INTERNALLY LIT WITH WHITE COLOR LED LIGHT, INLAYED IN BLACK COLOR POWDER COATED COMPOSITE SIGN TRAY. (AS PER BRAND)  PRE FORMED CHANNEL ACRYLIC SIGN INTERNALLY LIT WITH PUNK BLUE COLOR LED LIGHT, INLAYED IN BLACK COLOR POWDER COATED COMPOSITE SIGN TRAY. (AS PER BRAND)  1"X1" STEEL MESH CAGE ON FRONT .	NEON LIT SIGNAGE FIXED TO FRONT COUNTER BACK WALL.	
SG05	LIT SIGNAGE-05	1	2'-0 <sup>1</sup> / <sub>4</sub> "	2'-3 <sup>3</sup> / <sub>4</sub> "	SIGNAGE CONTRACTOR	BESPOKE DESIGN WITH PRE FORMED CHANNEL ACRYLIC LETTERS & SIGN INTERNALLY ILLUMINATED WITH RED COLOR LED LIGHT, INLAID IN STEEL FABRICATED CAGE. (AS PER BRAND)	NEON LIT SIGNAGE FIXED TO BACK BAR WALL.	
SG06	NON LIT SIGNAGE-06	1	2'-0 <sup>3</sup> / <sub>4</sub> "	0'-9 <sup>3</sup> / <sub>4</sub> "	SIGNAGE CONTRACTOR	3D FORMED LETTERS WITH 1/2" THICK WHITE ACRYLIC LASER CUT LETTERING (AS PER BRAND)	NON LIT SIGNAGE FIXED TO WALL. ACRYLIC LETTERING.	

GENERAL NOTES:  
DO NOT SCALE DRAWING.

- ALL WORK SHALL BE CARRIED OUT IN ACCORDANCE WITH LOCAL AUTHORITY REGULATIONS. THIS DRAWING IS COPYRIGHT TO SSP GROUP .DO NOT COPY DRAWING WITHOUT PRIOR CONSENT.

NOTES:

1. MAIN CONTRACTOR TO CONFIRM ALL DIMENSIONS ON SITE PRIOR TO COMMENCING WORKS.
2. ALL DRAWINGS ARE TO BE READ IN CONJUNCTION WITH ARCHITECTURAL SPECIFICATION.
3. CONTRACTOR TO LIAISE AND COORDINATE STRUCTURAL, FIRE AND MECHANICAL ENGINEER'S SUMMARY, DRAWINGS AND SPECIFICATIONS & SATISFY ALL STATUTORY/ REGULATORY CODES AS APPLICABLE PRIOR TO EXECUTION.

ALL DIMENSION SHOULD BE CONFIRMED AND CO-ORDINATE WITH SITE CONDITION IN SITE PRIOR INSTALLATION.

- ALLOW TO PROVIDE POWER TO EACH LOCATION ACCESS TO DRIVES AND CONCEALED CABLING IN ALL CASES.
- SIGNAGE MANUFACTURER TO PROVIDE ARTWORK AND SHOP DRAWINGS FOR CLIENT APPROVAL PRIOR TO MANUFACTURE

P01 03.01.25 PERMIT SET HOD NM  
REV DATE DESCRIPTION DRN CHK



PROJECT  
BREWDOG  
HARTSFIELD-JACKSON ATLANTA  
INTERNATIONAL AIRPORT  
UNITED STATES

DRAWING TITLE  
SIGNAGE SCHEDULE

SCALE NTS DATE 03.01.2025 DRAWN HOD A1SHEET

STATUS  
PERMIT SET

ORG PROJECT NO DRAWING TYPE NUMBER REV  
SSP 2436 02GA 105D P01





BRAND GRAPHICS  
DIGITAL PRINTED ON  
3M PRINT WRAP FILM

01 DP1: DIGITAL PRINT-01  
105E 1"=1'-0"




BRAND GRAPHICS  
DIGITAL PRINTED ON  
3M PRINT WRAP FILM

02 DP2: DIGITAL PRINT-02  
105E 1/2"=1'-0"




BRAND GRAPHICS  
DIGITAL PRINTED ON  
3M PRINT WRAP FILM

03 DP3: DIGITAL PRINT-03  
105E 3/4"=1'-0"



BRAND GRAPHICS  
DIGITAL PRINTED ON  
3M PRINT WRAP FILM


04 DP4: DIGITAL PRINT-04  
105E 3/4"=1'-0"



GREY COLOR FINISHED  
1/2X1/2" WOODEN FRAME

DIGITAL PRINTED  
GRAPHICS  
(TBC BY BRAND)

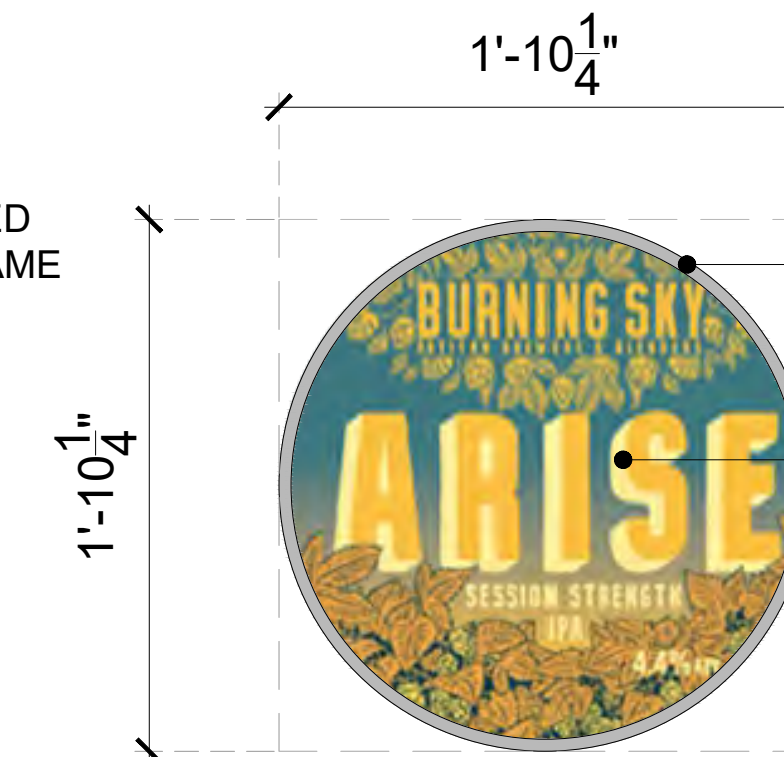
05 FP1: FRAMED POSTER-01  
105E 1-1/2"=1'-0"



GREY COLOR FINISHED  
1/2X1/2" WOODEN FRAME

DIGITAL PRINTED  
GRAPHICS  
(TBC BY BRAND)

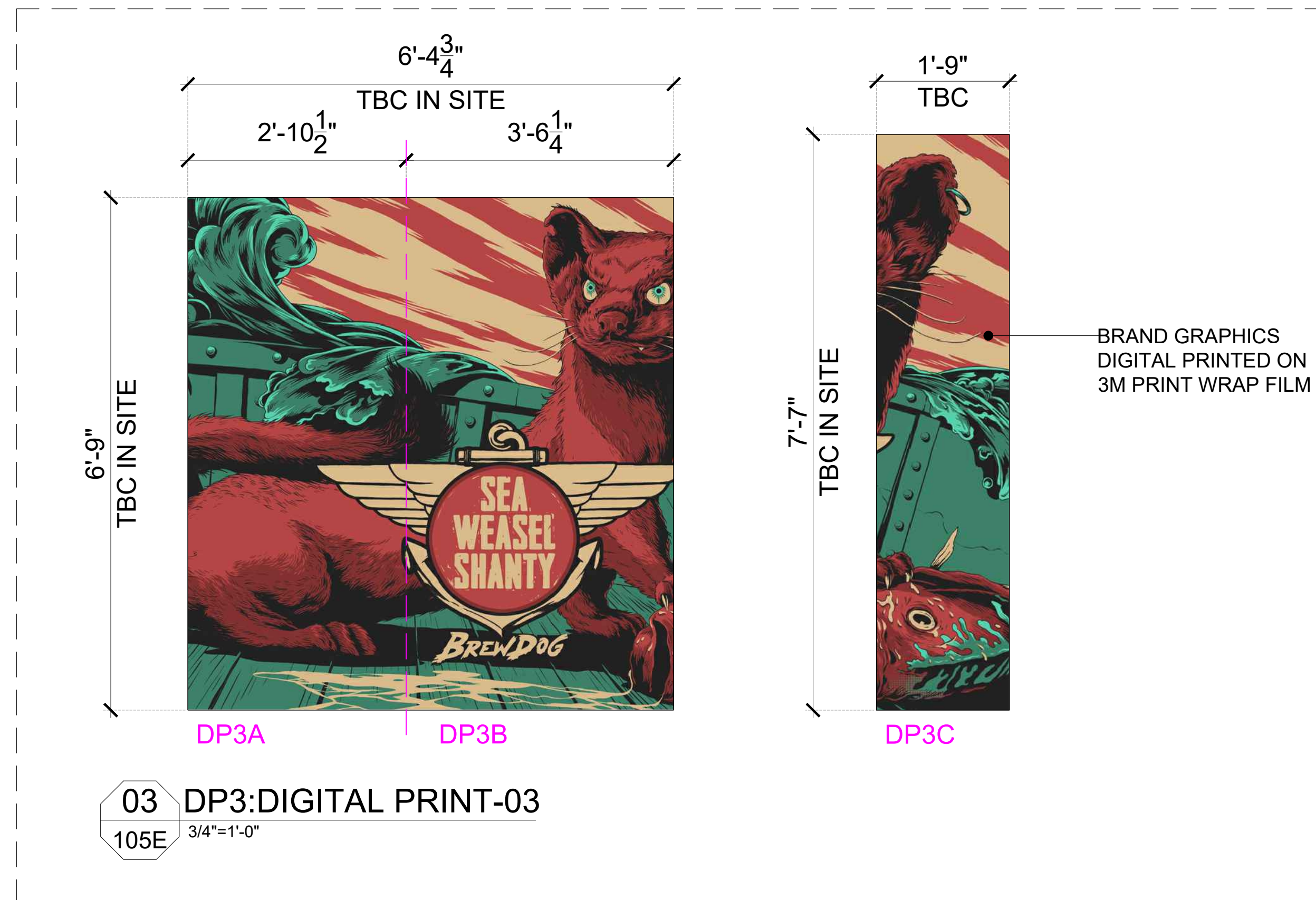
06 FP2: FRAMED POSTER-02  
105E 1-1/2"=1'-0"



GREY COLOR FINISHED  
1/2X1/2" WOODEN FRAME

DIGITAL PRINTED  
GRAPHICS  
(TBC BY BRAND)

07 FP3: FRAMED POSTER-03  
105E 1-1/2"=1'-0"



GENERAL NOTES:  
DO NOT SCALE DRAWING.

- ALL WORK SHALL BE CARRIED OUT IN ACCORDANCE WITH LOCAL AUTHORITY REGULATIONS. THIS DRAWING IS COPYRIGHT TO SSP GROUP. DO NOT COPY DRAWING WITHOUT PRIOR CONSENT.

NOTES:

- MAIN CONTRACTOR TO CONFIRM ALL DIMENSIONS ON SITE PRIOR TO COMMENCING WORKS.
- ALL DRAWINGS ARE TO BE READ IN CONJUNCTION WITH ARCHITECTURAL SPECIFICATION.
- CONTRACTOR TO LIAISE AND COORDINATE STRUCTURAL, FIRE AND MECHANICAL ENGINEER'S SUMMARY, DRAWINGS AND SPECIFICATIONS & SATISFY ALL STATUTORY/ REGULATORY CODES AS APPLICABLE PRIOR TO EXECUTION.

ALL DIMENSION SHOULD BE CONFIRMED AND CO-ORDINATE WITH SITE CONDITION IN SITE PRIOR INSTALLATION.

ALL GRAPHICS TO BE CONFIRMED BY BRAND AND GRAPHICS AI FILE IS PROVIDED BY BRAND

P01 03.01.25	PERMIT SET	HOD NM
REV DATE	DESCRIPTION	DRN CHK



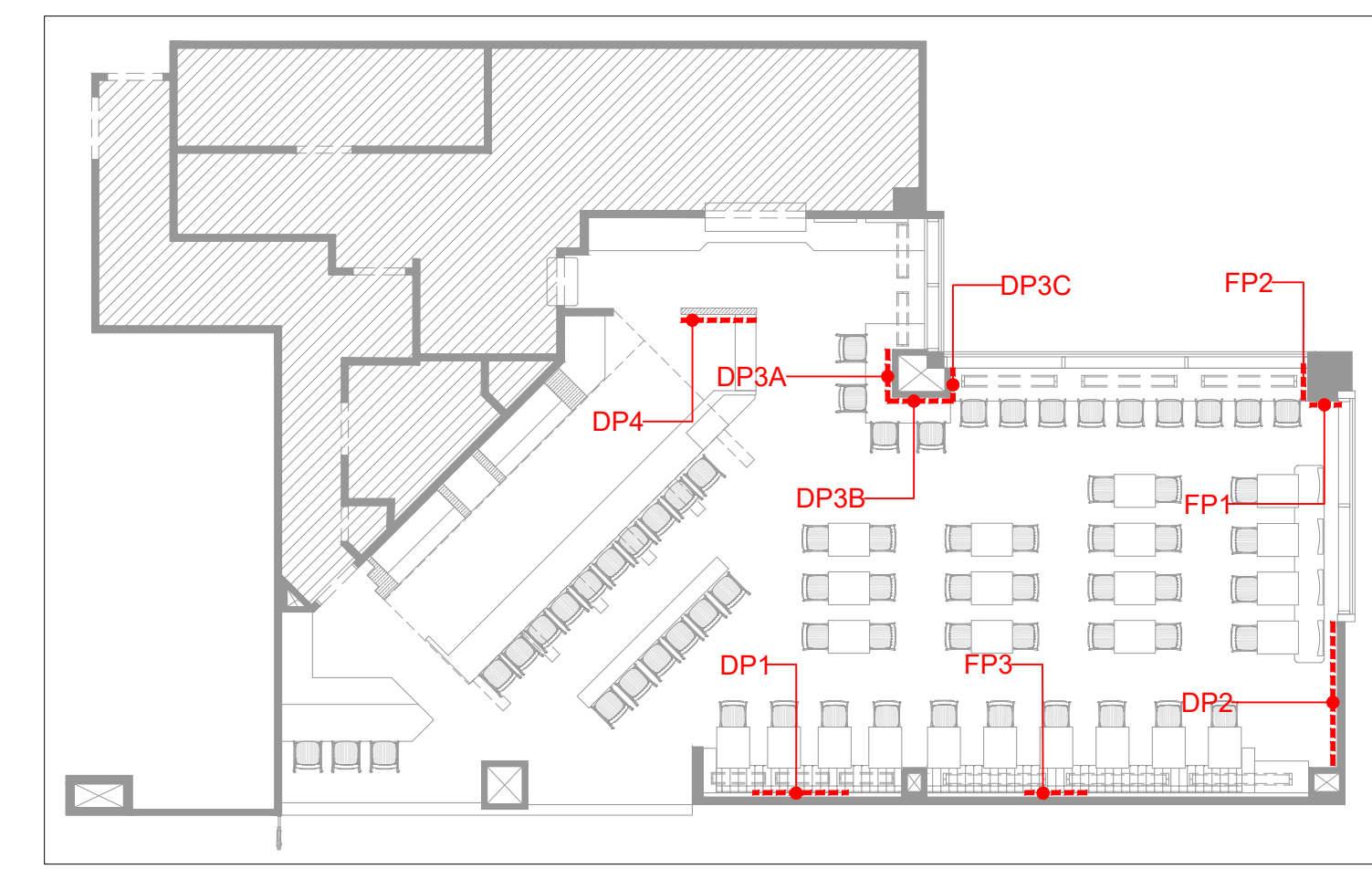
PROJECT  
BREWDOG  
HARTSFIELD-JACKSON ATLANTA  
INTERNATIONAL AIRPORT  
UNITED STATES

DRAWING TITLE  
DIGITAL PRINT & FRAMED POSTER  
DETAIL

SCALE AS MENTIONED DATE 03.01.2025 DRAWN HOD A1SHEET








STATUS  
PERMIT SET

ORG PROJECT NO DRAWING TYPE NUMBER REV  
SSP 2436 02GA 105E P01



KEY PLAN

**GRAPHIC & FRAMED POSTER SCHEDULE**

ITEM	DESCRIPTION	QTY	WIDTH	HEIGHT	SUPPLIER	FINISH	DESCRIPTION	IMAGE
DP1	DIGITAL PRINT-01	1	3'-6 1/2"	4'-11"	CONTRACTOR	BRAND GRAPHICS DIGITAL PRINTED ON 3M PRINT WRAP FILM	VINYL GRAPHIC (AS PER BRAND)	
DP2	DIGITAL PRINT-02	1	7'-1 1/2"	10'	CONTRACTOR	BRAND GRAPHICS DIGITAL PRINTED ON 3M PRINT WRAP FILM	VINYL GRAPHIC (AS PER BRAND)	
DP3	DIGITAL PRINT-03	1	REFER DRAWING	REFER DRAWING	CONTRACTOR	BRAND GRAPHICS DIGITAL PRINTED ON 3M PRINT WRAP FILM	VINYL GRAPHIC (AS PER BRAND) SIZE TO BE VERIFIED ON SITE	
DP4	DIGITAL PRINT-04	1	4'-5 1/4"	7'-4"	CONTRACTOR	BRAND GRAPHICS DIGITAL PRINTED ON 3M PRINT WRAP FILM	VINYL GRAPHIC (AS PER BRAND) SIZE TO BE VERIFIED ON SITE	
FP1	FRAMED POSTER-01	1	1'-10 1/2"	2'-2 1/4"	CONTRACTOR	GREY COLOR FINISHED 1/2X1/2" WOODEN FRAME WITH DIGITAL PRINTED GRAPHICS TO BE CONFIRMED BY BRAND	FRAMED POSTER (GRAPHICS AS PER BRAND)	
FP2	FRAMED POSTER-02	1	1'-10 1/2"	2'-2 1/4"	CONTRACTOR	GREY COLOR FINISHED 1/2X1/2" WOODEN FRAME WITH DIGITAL PRINTED GRAPHICS TO BE CONFIRMED BY BRAND	FRAMED POSTER (GRAPHICS AS PER BRAND)	
FP3	FRAMED POSTER-03	1	1'-10 1/4"	1'-10 1/4"	CONTRACTOR	GREY COLOR FINISHED 1/2X1/2" WOODEN FRAME WITH DIGITAL PRINTED GRAPHICS TO BE CONFIRMED BY BRAND	FRAMED POSTER (GRAPHICS AS PER BRAND)	

**GENERAL NOTES:**  
DO NOT SCALE DRAWING.

- ALL WORK SHALL BE CARRIED OUT IN ACCORDANCE WITH LOCAL AUTHORITY REGULATIONS. THIS DRAWING IS COPYRIGHT TO SSP GROUP. DO NOT COPY DRAWING WITHOUT PRIOR CONSENT.

**NOTES:**

1. MAIN CONTRACTOR TO CONFIRM ALL DIMENSIONS ON SITE PRIOR TO COMMENCING WORKS.
2. ALL DRAWINGS ARE TO BE READ IN CONJUNCTION WITH ARCHITECTURAL SPECIFICATION.
3. CONTRACTOR TO LIAISE AND COORDINATE STRUCTURAL, FIRE AND MECHANICAL ENGINEER'S SUMMARY, DRAWINGS AND SPECIFICATIONS & SATISFY ALL STATUTORY/ REGULATORY CODES AS APPLICABLE PRIOR TO EXECUTION.

ALL DIMENSION SHOULD BE CONFIRMED AND CO-ORDINATE WITH SITE CONDITION IN SITE PRIOR INSTALLATION.

ALL GRAPHICS TO BE CONFIRMED BY BRAND AND GRAPHICS AI FILE IS PROVIDED BY BRAND

P01 03.01.25 PERMIT SET HOD NM  
REV DATE DESCRIPTION DRN CHK



PROJECT  
BREWDOG  
HARTSFIELD-JACKSON ATLANTA  
INTERNATIONAL AIRPORT  
UNITED STATES

DRAWING TITLE  
GRAPHIC & FRAMED POSTER  
SCHEDULE

SCALE NTS DATE 03.01.2025 DRAWN HOD A1SHEET

STATUS  
PERMIT SET

ORG PROJECT NO DRAWING TYPE NUMBER REV  
SSP 2436 02GA 105F P01



01 FG1:FLAG 01  
105G 1 1/2"=1'-0"



02 FG2:FLAG 02  
105G 1 1/2"=1'-0"



03 FG3:FLAG 03  
105G 1 1/2"=1'-0"



04 FG4:FLAG 04  
105G 1 1/2"=1'-0"

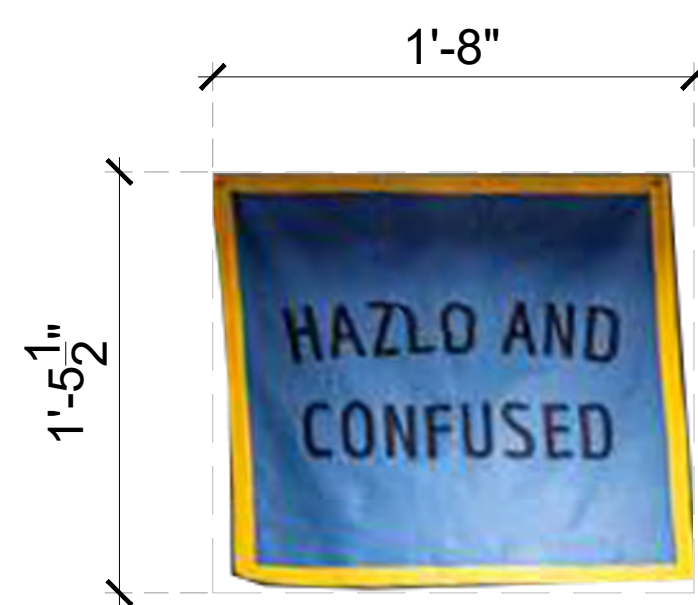
GENERAL NOTES:  
DO NOT SCALE DRAWING.

- ALL WORK SHALL BE CARRIED OUT IN ACCORDANCE WITH LOCAL AUTHORITY REGULATIONS. THIS DRAWING IS COPYRIGHT TO SSP GROUP. DO NOT COPY DRAWING WITHOUT PRIOR CONSENT.

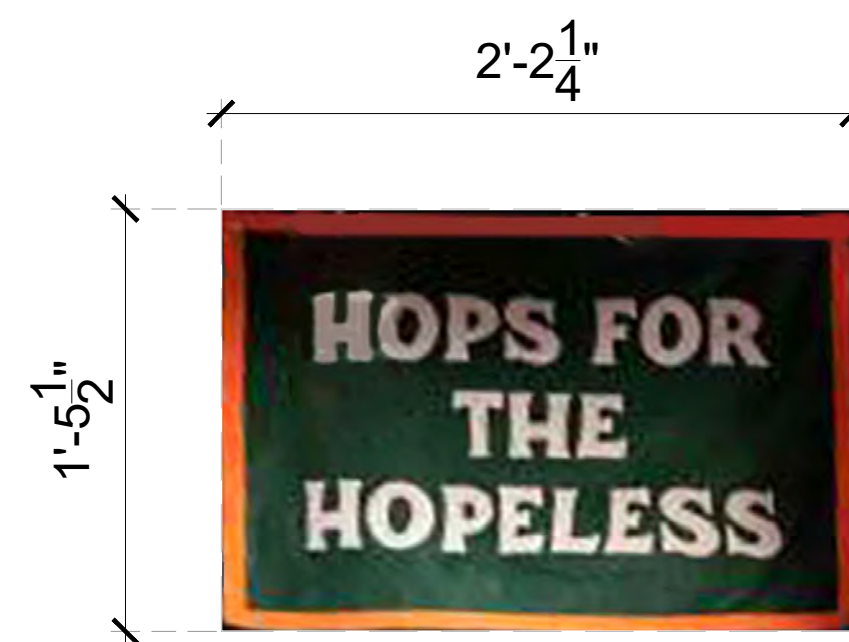
NOTES:

- MAIN CONTRACTOR TO CONFIRM ALL DIMENSIONS ON SITE PRIOR TO COMMENCING WORKS.
- ALL DRAWINGS ARE TO BE READ IN CONJUNCTION WITH ARCHITECTURAL SPECIFICATION.
- CONTRACTOR TO LIAISE AND COORDINATE STRUCTURAL FIRE AND MECHANICAL ENGINEER'S SUMMARY DRAWINGS AND SPECIFICATIONS & SATISFY ALL STATUTORY REGULATORY CODES AS APPLICABLE PRIOR TO EXECUTION.


- ALL FLAGS TO BE CONFIRMED BY BRAND AND FLAGS AI FILE IS PROVIDED BY BRAND.
- ALL FLAGS AND ARTWORK MUST ACHIEVE THE RELEVANT REQUIREMENTS FOR FLAMMABILITY AND SPREAD OF FLAME. REFER TO LOCAL REGULATIONS / STANDARDS



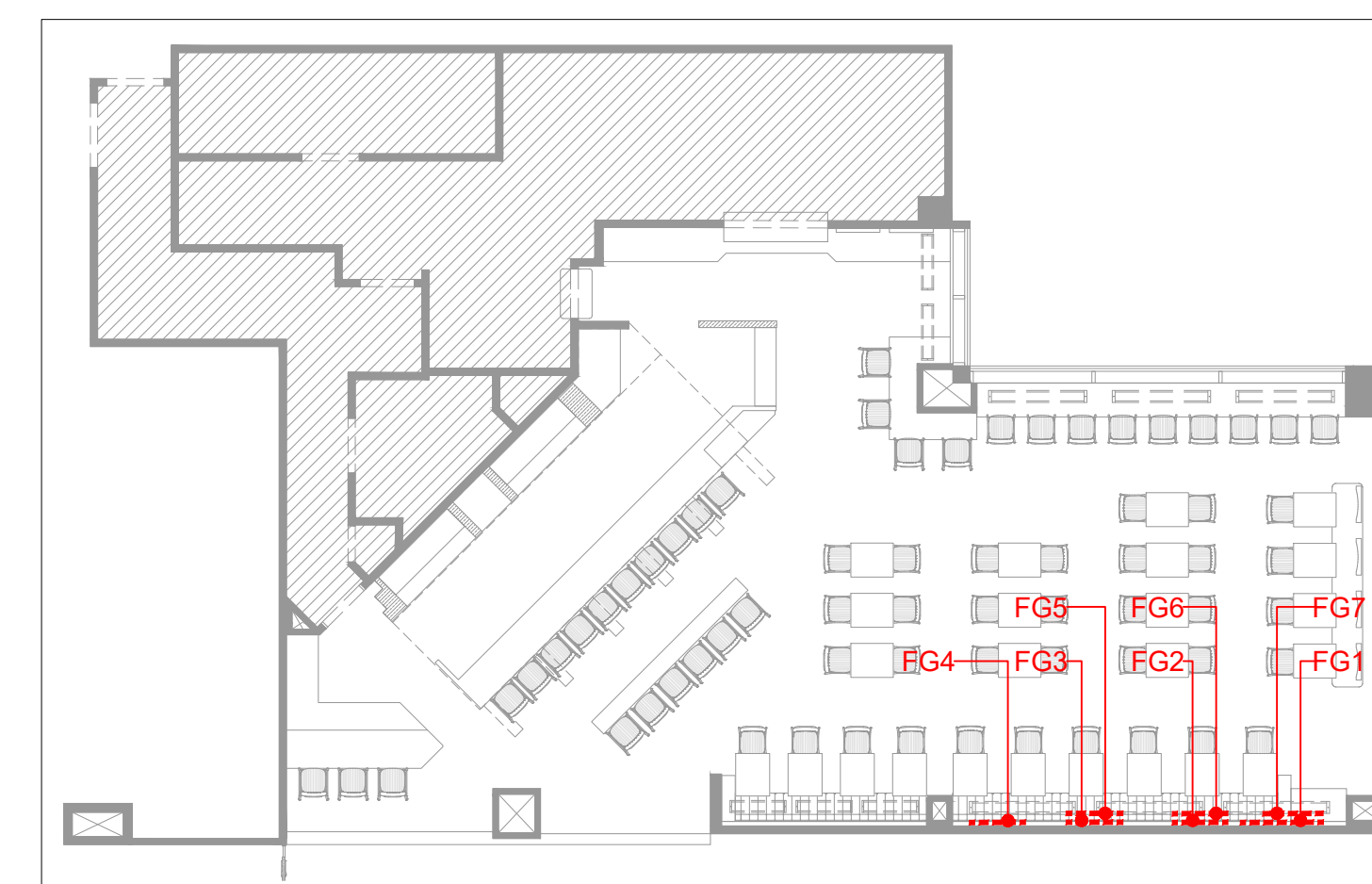
05 FG5:FLAG 05  
105G 1 1/2"=1'-0"



06 FG6:FLAG 06  
105G 1 1/2"=1'-0"



07 FG7:FLAG 07  
105G 1 1/2"=1'-0"



KEY PLAN

P01	03.01.25	PERMIT SET	HOD	NM
REV	DATE	DESCRIPTION	DRN	CHK

CLIENT










PROJECT  
BREWDOG  
HARTSFIELD-JACKSON ATLANTA  
INTERNATIONAL AIRPORT  
UNITED STATES

DRAWING TITLE  
FLAG DETAIL

SCALE AS MENTIONED DATE 03.01.2025 DRAWN HOD A1SHEET

STATUS  
PERMIT SET

ORG	PROJECT NO	DRAWING TYPE	NUMBER	REV
SSP	2436	02GA	105GP01	

FLAG SCHEDULE							
ITEM	DESCRIPTION	QTY	WIDTH	HEIGHT	SUPPLIER	DESCRIPTION	IMAGE
FG1	FLAG-01	1	3'-2 1/2"	2'-2 3/4"	CONTRACTOR	FLAG (AS PER BRAND) SIZE TO BE VERIFIED ON SITE	
FG2	FLAG-02	1	2'-0 3/4"	1'-11"	CONTRACTOR	FLAG (AS PER BRAND) SIZE TO BE VERIFIED ON SITE	
FG3	FLAG-03	1	2'-5 1/4"	2'-2"	CONTRACTOR	FLAG (AS PER BRAND) SIZE TO BE VERIFIED ON SITE	
FG4	FLAG-04	1	1'-10"	2'-2 1/2"	CONTRACTOR	FLAG (AS PER BRAND) SIZE TO BE VERIFIED ON SITE	
FG5	FLAG-05	1	1'-8"	1'-5 1/2"	CONTRACTOR	FLAG (AS PER BRAND) SIZE TO BE VERIFIED ON SITE	
FG6	FLAG-06	1	2'-2 1/4"	1'-5 1/2"	CONTRACTOR	FLAG (AS PER BRAND) SIZE TO BE VERIFIED ON SITE	
FG7	FLAG-07	1	1'-8 1/4"	1'-5 1/2"	CONTRACTOR	FLAG (AS PER BRAND) SIZE TO BE VERIFIED ON SITE	

GENERAL NOTES:  
DO NOT SCALE DRAWING.

- ALL WORK SHALL BE CARRIED OUT IN ACCORDANCE WITH LOCAL AUTHORITY REGULATIONS. THIS DRAWING IS COPYRIGHT TO SSP GROUP. DO NOT COPY DRAWING WITHOUT PRIOR CONSENT.

NOTES:

1. MAIN CONTRACTOR TO CONFIRM ALL DIMENSIONS ON SITE PRIOR TO COMMENCING WORKS.
2. ALL DRAWINGS ARE TO BE READ IN CONJUNCTION WITH ARCHITECTURAL SPECIFICATION.
3. CONTRACTOR TO LIAISE AND COORDINATE STRUCTURAL, FIRE AND MECHANICAL ENGINEER'S SUMMARY, DRAWINGS AND SPECIFICATIONS & SATISFY ALL STATUTORY/ REGULATORY CODES AS APPLICABLE PRIOR TO EXECUTION.

P01 03.01.25 PERMIT SET HOD NM  
REV DATE DESCRIPTION DRN CHK

CLIENT



PROJECT  
BREWDOG  
HARTSFIELD-JACKSON ATLANTA  
INTERNATIONAL AIRPORT  
UNITED STATES

DRAWING TITLE  
FLAG SCHEDULE

SCALE NTS DATE 03.01.2025 DRAWN HOD A1SHEET

STATUS  
PERMIT SET

ORG PROJECT NO DRAWING TYPE NUMBER REV  
SSP 2436 02GA 105H P01

**GENERAL NOTES:**  
DO NOT SCALE DRAWING.

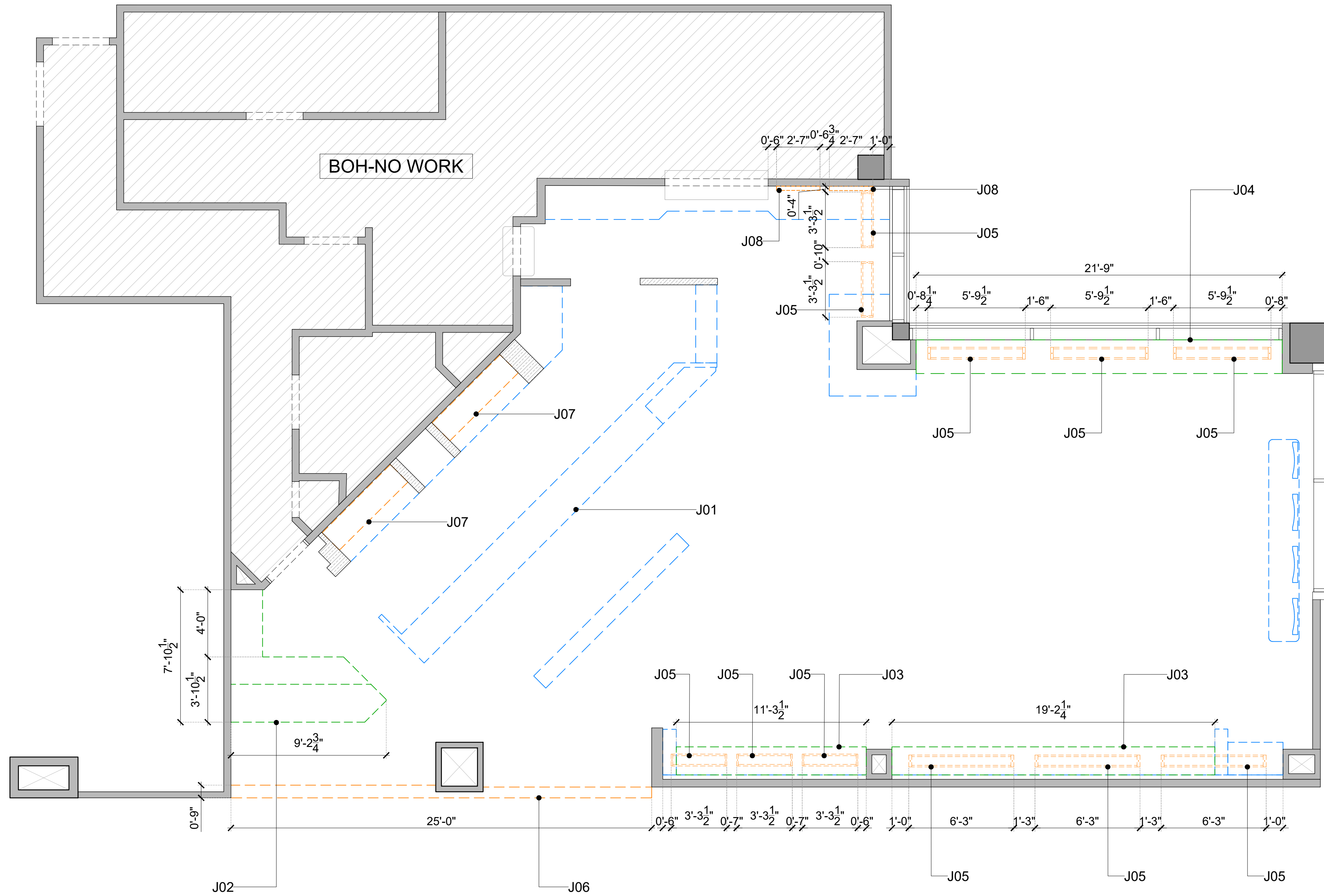
- ALL WORK SHALL BE CARRIED OUT IN ACCORDANCE WITH LOCAL AUTHORITY REGULATIONS. THIS DRAWING IS COPYRIGHT TO SSP GROUP. DO NOT COPY DRAWING WITHOUT PRIOR CONSENT.

**NOTES:**

- MAIN CONTRACTOR TO CONFIRM ALL DIMENSIONS ON SITE PRIOR TO COMMENCING WORKS.
- ALL DRAWINGS ARE TO BE READ IN CONJUNCTION WITH ARCHITECTURAL SPECIFICATION.
- CONTRACTOR TO LIAISE AND COORDINATE STRUCTURAL, FIRE AND MECHANICAL ENGINEER'S SUMMARY, DRAWINGS AND SPECIFICATIONS & SATISFY ALL STATUTORY/ REGULATORY CODES AS APPLICABLE PRIOR TO EXECUTION.

ALL DIMENSION SHOULD BE CONFIRMED AND CO-ORDINATE WITH SITE CONDITION IN SITE PRIOR INSTALLATION.

— — — — — INDICATES PROPOSED JOINERY ITEMS  
 - - - - - INDICATES PROPOSED JOINERY ITEMS ABOVE  
 - - - - - INDICATES EXISTING JOINERY ITEMS



**01 JOINERY LAYOUT**  
106 1/4"=1'-0"

JOINERY SCHEDULE							
CODE	DESCRIPTION	QTY	WIDTH	DEPTH	HEIGHT	FINISH CODES	ADDITIONAL INFORMATION
J01	BAR COUNTER	1	EXISTING	EXISTING	EXISTING	M1,M2,M4	REFER 04DE-400
J02	FRONT COUNTER	1	REF DWG	REF DWG	3' 6"	SU1,M1,M2,M4,LM3,P3	REFER 04DE-401
J03	BANQUETTE SEAT	2	EXISTING	EXISTING	EXISTING	UP1,M1	REFER 04DE-402
J04	LEANER TABLE	1	EXISTING	EXISTING	EXISTING	SU1,LM2	REFER 04DE-403
J05	PLANTER BOX	11	REF DWG	8 1/2"	1' 0"	P3,M2	REFER 04DE-404
J06	FACADE BULKHEAD	1	25' 0"	REF DWG	2' 0"	P4,LM2,LM4	REFER 04DE-405
J07	BAR BOTTLE DISPLAY SHELF	2	5' 8"	1' 6"	2' 4"	LM1	REFER 04DE-406
J08	BEER CAN WALL SHELF	2	2' 7"	0' 3"	3' 3/4"	LM5	REFER 04DE-407

P01 03.01.25 PERMIT SET HOD NM  
 REV DATE DESCRIPTION DRN CHK  
 CLIENT












PROJECT  
**BREWDOG**  
**HARTSFIELD-JACKSON ATLANTA**  
**INTERNATIONAL AIRPORT**  
**UNITED STATES**

DRAWING TITLE  
**JOINERY LAYOUT**

SCALE 1/4"=1'-0" DATE 03.01.2025 DRAWN HOD A1SHEET

STATUS  
**PERMIT SET**

ORG PROJECT NO DRAWING TYPE NUMBER REV  
**SSP 2436 02GA 106 P01**

FINISHES SCHEDULE								
#	CODE	SURFACE	FINISH TYPE	DESCRIPTION/DETAIL	FINISH	REFERENCE/BRAND	IMAGE	WEBLINK
<b>PAINT</b>								
1	P1	*WALL PREFINISHED BOARD	2 POT LACQUER	SHERWIN WILLIAMS PAINT COLOR:RED DOOR CODE:SW 2910  <b>NOTE : COLOR TO BE MATCHED WITH RAL:3020</b>	60% GLOSS	BRAND:SHERWIN WILLIAMS COLOR:RED DOOR COLOR CODE:SW 2910 RAL:3020 /EQUIVALENT		<a href="https://www.sherwin-williams.com/en-us/color/color-family/archived-paint-colors/sw-2910-red-door">https://www.sherwin-williams.com/en-us/color/color-family/archived-paint-colors/sw-2910-red-door</a>
2	P2	*WALL PREFINISHED BOARD	2 POT LACQUER	SHERWIN WILLIAMS PAINT COLOR:DYNAMIC BLUE CODE:SW 6958  <b>NOTE : COLOR TO BE MATCHED WITH RAL:5015</b>	60% GLOSS	BRAND:SHERWIN WILLIAMS COLOR:DYNAMIC BLUE COLOR CODE:SW 6958 RAL:5015 /EQUIVALENT		<a href="https://www.sherwin-williams.com/en-us/color/color-family/blue-paint-colors/SW6958-dynamic-blue">https://www.sherwin-williams.com/en-us/color/color-family/blue-paint-colors/SW6958-dynamic-blue</a>
3	P3	*EXISTING SERVERY BULKHEAD *FRONT COUNTER *WALL *PLANTER BOX	2 POT LACQUER	SHERWIN WILLIAMS PAINT COLOR: BLACK EMERALD CODE:SW 2936  <b>NOTE : COLOR TO BE MATCHED WITH RAL:9005</b>	60% GLOSS	BRAND:SHERWIN WILLIAMS COLOR:BLACK EMERALD COLOR CODE:SW 2936 RAL:9005 /EQUIVALENT		<a href="https://www.sherwin-williams.com/en-us/color/color-family/archived-paint-colors/sw-2936-black-emerald">https://www.sherwin-williams.com/en-us/color/color-family/archived-paint-colors/sw-2936-black-emerald</a>
4	P4	*FAÇADE BULKHEAD	2 POT LACQUER	SHERWIN WILLIAMS PAINT COLOR: BLACK OF NIGHT CODE:SW 6993  <b>NOTE : COLOR TO BE MATCHED WITH RAL:5004</b>	60% GLOSS	BRAND:SHERWIN WILLIAMS COLOR:BLACK OF NIGHT COLOR CODE:SW 6993 RAL:5004 /EQUIVALENT		<a href="https://www.sherwin-williams.com/en-us/color/color-family/neutral-paint-colors/SW6993-black-of-night">https://www.sherwin-williams.com/en-us/color/color-family/neutral-paint-colors/SW6993-black-of-night</a>
5	P5	*WALL	2 POT LACQUER	SHERWIN WILLIAMS PAINT COLOR: HIGH REFLECTIVE WHITE CODE:SW 7757  <b>NOTE : COLOR TO BE MATCHED WITH RAL:9010</b>	60% GLOSS	BRAND:SHERWIN WILLIAMS COLOR:HIGH REFLECTIVE WHITE COLOR CODE:SW 7757 RAL:9010 /EQUIVALENT		<a href="https://www.sherwin-williams.com/en-us/color/color-family/white-paint-colors/SW7757-high-reflective-white">https://www.sherwin-williams.com/en-us/color/color-family/white-paint-colors/SW7757-high-reflective-white</a>
<b>LAMINATE / PRE-LAMINATE</b>								
6	LM1	BAR BOTTLE DISPLAY SHELF	PRE FINISHED HPL	96" X 48"X 0.75" THK BLACK COLOR PRELAM BOARD WITH 0.05" THK PVC MATCHING EDGE CLASHING	MATT	BRAND: WILSONART PRODUCT:BLACK CODE:1595 /EQUIVALENT		<a href="https://www.wilsonart.com/black-1595">https://www.wilsonart.com/black-1595</a>
7	LM2	*FRONT COUNTER *LEANER TABLE *FAÇADE BULKHEAD	PRE FINISHED LPM	4" X 8'X3/4" THK WHITE MELAMINE PRELAM BOARD WITH 0.05" THK MATCHING EDGE CLASHING  <b>NOTE: PANELS TO BE INSTALLED WITH NO VISIBLE FIXING</b>	MELAMINE	BRAND: WILSONART PRODUCT:WHITE LACE CODE:15025 /EQUIVALENT		<a href="https://www.wilsonart.com/white-lace-15025">https://www.wilsonart.com/white-lace-15025</a>
8	LM3	*CUPBOARD FRONTS (FRONT COUNTER)	PRE FINISHED LPM	4" X 8'X3/4" THK WILSONART ASH COLOR PRELAM BOARD WITH 0.05" THK MATCHING EDGE CLASHING  <b>NOTE: PANELS TO BE INSTALLED WITH NO VISIBLE FIXING</b>	MELAMINE	BRAND: WILSONART PRODUCT:ASH CODE:EB105 /EQUIVALENT		<a href="https://www.wilsonart.com/laminate/specialty-laminate/compact/ash-eb105">https://www.wilsonart.com/laminate/specialty-laminate/compact/ash-eb105</a>
9	LM4	*FAÇADE BULKHEAD	PRE FINISHED LPM	4' X 8'X3/4" THK WILSONART CAFELLE OAK PRELAM BOARD WITH 0.05" THK MATCHING EDGE CLASHING  <b>NOTE: PANELS TO BE INSTALLED WITH NO VISIBLE FIXING</b>	GLOSS	BRAND: WILSONART PRODUCT:CAFELLE CODE: 7933 /EQUIVALENT		<a href="https://www.wilsonart.com/laminate/design-library/cafelle-7933-8da8ee5678b86b6ae44d8a6b8d392e6a">https://www.wilsonart.com/laminate/design-library/cafelle-7933-8da8ee5678b86b6ae44d8a6b8d392e6a</a>

GENERAL NOTES:  
DO NOT SCALE DRAWING.

- ALL WORK SHALL BE CARRIED OUT IN ACCORDANCE WITH LOCAL AUTHORITY REGULATIONS.THIS DRAWING IS COPYRIGHT TO SSP GROUP .DO NOT COPY DRAWING WITHOUT PRIOR CONSENT.

NOTES:

- MAIN CONTRACTOR TO CONFIRM ALL DIMENSIONS ON SITE PRIOR TO COMMENCING WORKS.
- ALL DRAWINGS ARE TO BE READ IN CONJUNCTION WITH ARCHITECTURAL SPECIFICATION.
- CONTRACTOR TO LIAISE AND COORDINATE STRUCTURAL,FIRE AND MECHANICAL ENGINEER'S SUMMARY,DRAWINGS AND SPECIFICATIONS & SATISFY ALL STATUTORY/ REGULATORY CODES AS APPLICABLE PRIOR TO EXECUTION.





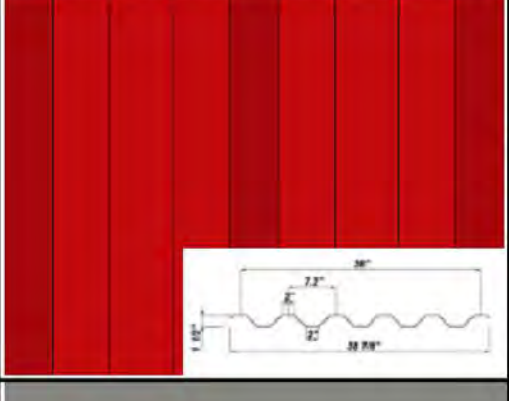




P01 03.01.25 PERMIT SET HOD NM  
REV DATE DESCRIPTION DRN CHK



PROJECT  
BREWDOG  
HARTSFIELD-JACKSON ATLANTA  
INTERNATIONAL AIRPORT  
UNITED STATES

DRAWING TITLE  
FINISHES SCHEDULE INDEX-PART:A

SCALE NTS DATE 03.01.2025 DRAWN HOD A1SHEET  
STATUS  
PERMIT SET  
ORG PROJECT NO DRAWING TYPE NUMBER REV  
SSP 2436 02GA 107A P01

10	LM5	BEER CAN WALL SHELF	PRE FINISHED LPM	4' X 8'X (3/4" & 5/16") THK WILSONART SLATE GREY PRE-LAM BOARD WTH 0.05" THK MATCHING EDGE CLASHING  NOTE: PANELS TO BE INSTALLED WITH NO VISIBLE FIXING	MATT	BRAND: WILSONART PRODUCT: SLATE GREY CODE: D91-60 /EQUIVALENT		<a href="https://www.wilsonart.com/slate-grey-d91">https://www.wilsonart.com/slate-grey-d91</a>
<b>SOLID SURFACE</b>								
11	SU1	*FRONT COUNTER TOP & FRONTS *LEANER TABLE	SOLID SURFACE	CORIAN QUARTZ SNOW WHITE SOLID SURFACE TOP  NOTE: SQUARE FORM EDGE PROFILE	POLISHED	BRAND: CORIAN SUPPLIER: ZODIAC COLOR: SNOW WHITE /EQUIVALENT		<a href="https://www.solidsurfacedesigns.net/zodiag">https://www.solidsurfacedesigns.net/zodiag</a>
<b>METAL</b>								
12	M1	SKIRTING	STAINLESS STEEL	1/16" GAUGE STAINLESS STEEL SKIRTING  NOTE: CUT OFF SIZE TO BE CO-ORDINATE WITH DRAWINGS	MATT	SUPPLIER: KENT STAINLESS PRODUCT: SKIRTING		<a href="https://www.kentstainless.com/surface-protection/wall-guards/surface-protection-wall-guards-skirting/">https://www.kentstainless.com/surface-protection/wall-guards/surface-protection-wall-guards-skirting/</a>
13	M2	*FRONT COUNTER *BAR COUNTER *PLANTER BOX	STEEL MESH	BONDED SILVER MET (RAL 9007) COLOR SMOOTH METALLIC POWDER COATED 0.009" GAUGE WELDED WIRE STEEL MESH  NOTE: 0.0556" x 0.0556" PITCH OF CROSS WIRES	SMOOTH	BRAND: MCNICHOLS PRODUCT: WELDED WIRE MESH & POWDER COATED SIZE: 48" x 1200" (WXL) ITEM NO: 3818094810		<a href="https://www.mcnichols.com/wire-mesh/square/stainless-steel-ss-381809?rbl=922112&amp;cl=7">https://www.mcnichols.com/wire-mesh/square/stainless-steel-ss-381809?rbl=922112&amp;cl=7</a>
14	M3	WALL	CORRUGATED ALUMINUM SHEET	CORRUGATED ALUMINUM SHEET FINISH WITH RED DOOR COLOR 2 POT LAQUER PAINT  NOTE: COLOR TO BE MATCHED WITH P1	60% GLOSS	BRAND: CORRUGATED METALS PRODUCT: RS-7.2 /EQUIVALENT		<a href="https://www.corrugated-metals.com/product/rs-7-2/">https://www.corrugated-metals.com/product/rs-7-2/</a>
15	M4	MILD STEEL INDUSTRIAL FRAME *BAR COUNTER *FRONT COUNTER	POWDER COAT	BONDED SILVER MET (RAL 9007) COLOR SMOOTH METALLIC POWDER COAT	SMOOTH	BRAND: MATTHEWS PAINT COLOR: BONDED SILVER MET		<a href="https://www.ppg.com/refinish/en-US/products/matthews-paint">https://www.ppg.com/refinish/en-US/products/matthews-paint</a>
<b>UPHOLSTERY</b>								
16	UP1	BANQUETTE SEAT	LEATHERETTE	HIGH DENSITY FOAM CUSHION UPHOLSTERY WITH YARWOOD DOLLARO MARINE BLUE LEATHERETTE	MATT	BRAND: YARWOOD LEATHER PRODUCT: DOLLARO COLOR: MARINE BLUE CODE: V DOLL25		<a href="https://www.yarwoodleather.com/products/faux/dollaro/dollaro-marine-blue/">https://www.yarwoodleather.com/products/faux/dollaro/dollaro-marine-blue/</a>
<b>FLOORING</b>								
17	FL1	FLOOR	VINYL TILE	18"X18"X1/8" THK ALTRO DOLCE NOCHE VINYL TILE  NOTE: TILE LAID IN RUNNING BOND AND APPLY SELECTED ADHESIVE AT THE REQUIRED SPREAD RATE IN ACCORDANCE WITH THE MANUFACTURER'S REQUIREMENTS AND INSTRUCTIONS	MATT	BRAND: ALTRO COLLECTION: DOLCE COLOR: NOCHE CODE: AD504		<a href="https://www.altro.com/us/products/altro-dolce-tile#0">https://www.altro.com/us/products/altro-dolce-tile#0</a>
18	FL2	FLOOR TRIM	ALUMINUM PROFILE	1/8" BRUSHED CHROME ANODIZED ALUMINUM RESILIENT PROFILE	MATT	BRAND: SCHLUTER PRODUCT: VINPRO-U FINISH: BRUSHED CHROME ANODIZED ALUMINUM		<a href="https://www.schluter.com/schluter-us/en_US/Profiles/Profiles-for-LVT/LVT-Applications-on-Floors/Schluter%20AE-VINPRO-U/p/VINPRO-U?facets=false">https://www.schluter.com/schluter-us/en_US/Profiles/Profiles-for-LVT/LVT-Applications-on-Floors/Schluter%20AE-VINPRO-U/p/VINPRO-U?facets=false</a>

GENERAL NOTES:  
DO NOT SCALE DRAWING.

- ALL WORK SHALL BE CARRIED OUT IN ACCORDANCE WITH LOCAL AUTHORITY REGULATIONS. THIS DRAWING IS COPYRIGHT TO SSP GROUP. DO NOT COPY DRAWING WITHOUT PRIOR CONSENT.

NOTES:

- MAIN CONTRACTOR TO CONFIRM ALL DIMENSIONS ON SITE PRIOR TO COMMENCING WORKS.
- ALL DRAWINGS ARE TO BE READ IN CONJUNCTION WITH ARCHITECTURAL SPECIFICATION.
- CONTRACTOR TO LIAISE AND COORDINATE STRUCTURAL, FIRE AND MECHANICAL ENGINEER'S SUMMARY, DRAWINGS AND SPECIFICATIONS & SATISFY ALL STATUTORY/REGULATORY CODES AS APPLICABLE PRIOR TO EXECUTION.

P01 03.01.25 PERMIT SET HOD NM  
REV DATE DESCRIPTION DRN CHK

CLIENT



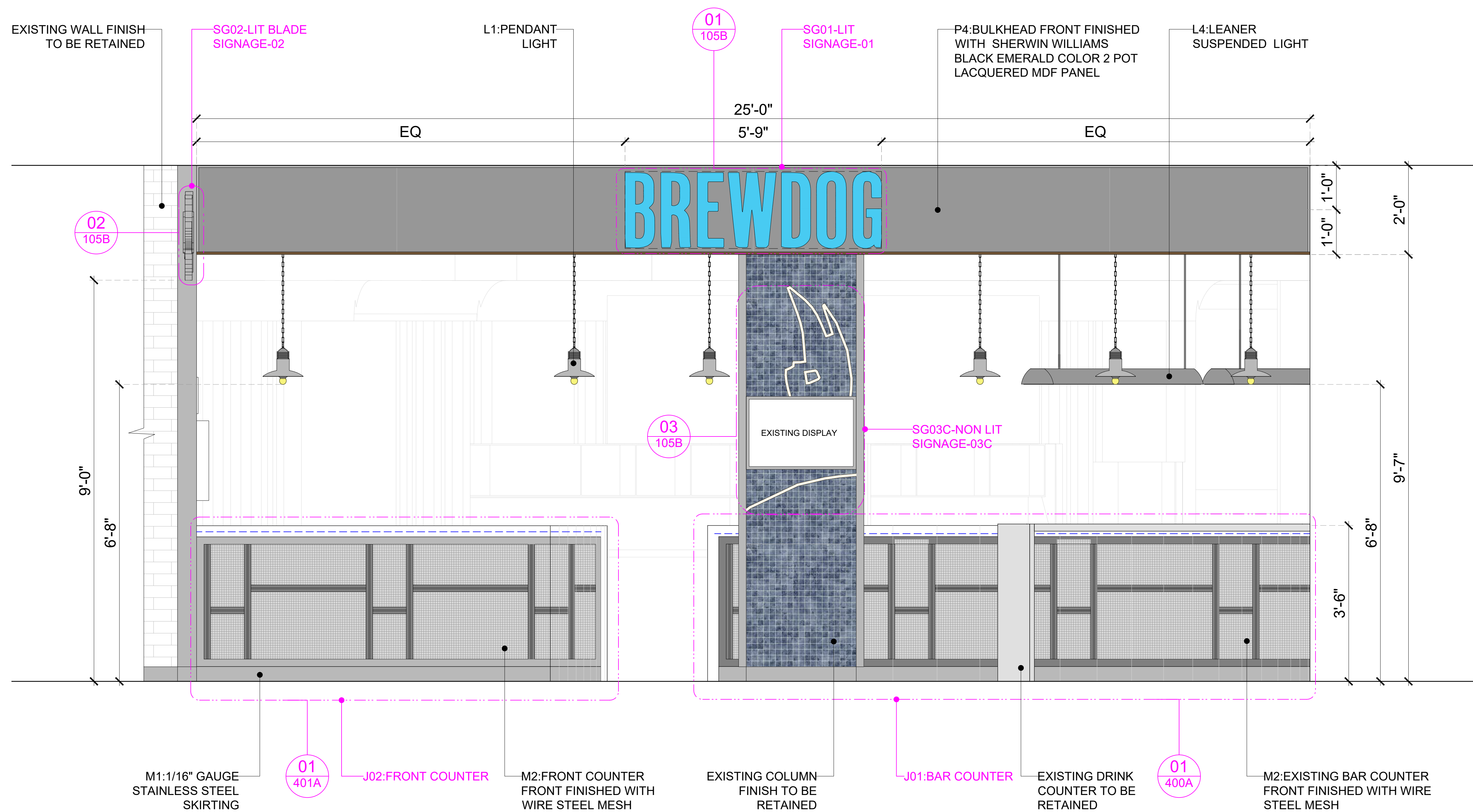
PROJECT  
BREWDOG  
HARTSFIELD-JACKSON ATLANTA  
INTERNATIONAL AIRPORT  
UNITED STATES

DRAWING TITLE  
FINISHES SCHEDULE INDEX-PART: B

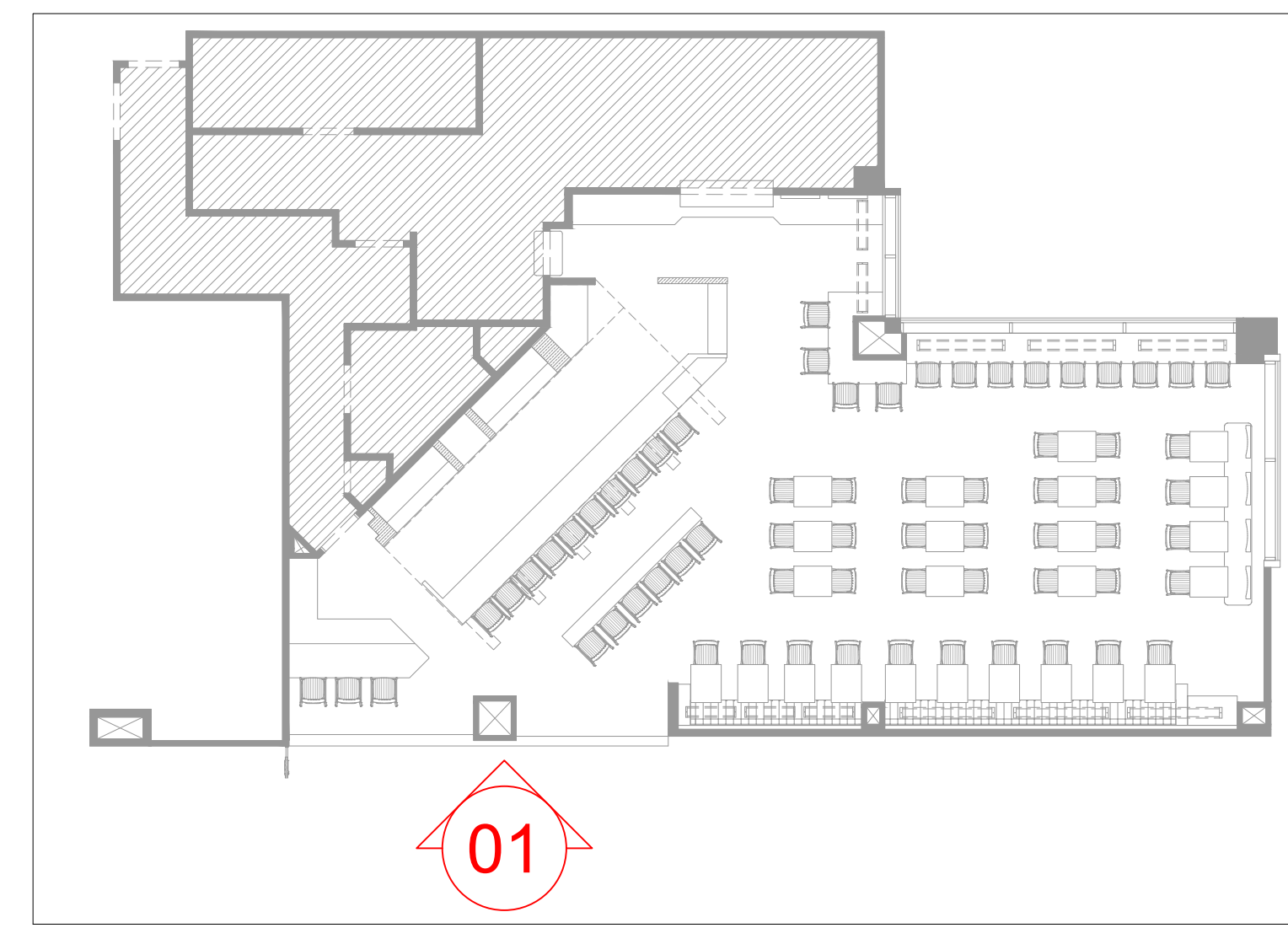
SCALE NTS DATE 03.01.2025 DRAWN HOD A1SHEET

STATUS  
PERMIT SET

ORG PROJECT NO DRAWING TYPE NUMBER REV  
SSP 2436 02GA 107B P01



01 ELEVATION-01  
300 3/4"=1'-0"



KEY PLAN

GENERAL NOTES:  
DO NOT SCALE DRAWING.

- ALL WORK SHALL BE CARRIED OUT IN ACCORDANCE WITH LOCAL AUTHORITY REGULATIONS. THIS DRAWING IS COPYRIGHT TO SSP GROUP. DO NOT COPY DRAWING WITHOUT PRIOR CONSENT.

NOTES:

1. MAIN CONTRACTOR TO CONFIRM ALL DIMENSIONS ON SITE PRIOR TO COMMENCING WORKS.
2. ALL DRAWINGS ARE TO BE READ IN CONJUNCTION WITH ARCHITECTURAL SPECIFICATION.
3. CONTRACTOR TO LIAISE AND COORDINATE STRUCTURAL, FIRE AND MECHANICAL ENGINEER'S SUMMARY, DRAWINGS AND SPECIFICATIONS & SATISFY ALL STATUTORY/ REGULATORY CODES AS APPLICABLE PRIOR TO EXECUTION.

ALL DIMENSION SHOULD BE CONFIRMED AND CO-ORDINATE WITH SITE CONDITION IN SITE PRIOR INSTALLATION.

--- INDICATES LED STRIP LIGHT

P01 03.01.25	PERMIT SET	HOD NM
REV DATE	DESCRIPTION	DRN CHK



PROJECT  
BREWDOG  
HARTSFIELD-JACKSON ATLANTA  
INTERNATIONAL AIRPORT  
UNITED STATES

DRAWING TITLE  
ELEVATION-01

SCALE 3/4"=1'-0" DATE 03.01.2025 DRAWN HOD A1SHEET

STATUS  
PERMIT SET

ORG	PROJECT NO	DRAWING TYPE	NUMBER	REV
SSP	2436	03IL	300	P01



**GENERAL NOTES:**  
DO NOT SCALE DRAWING.

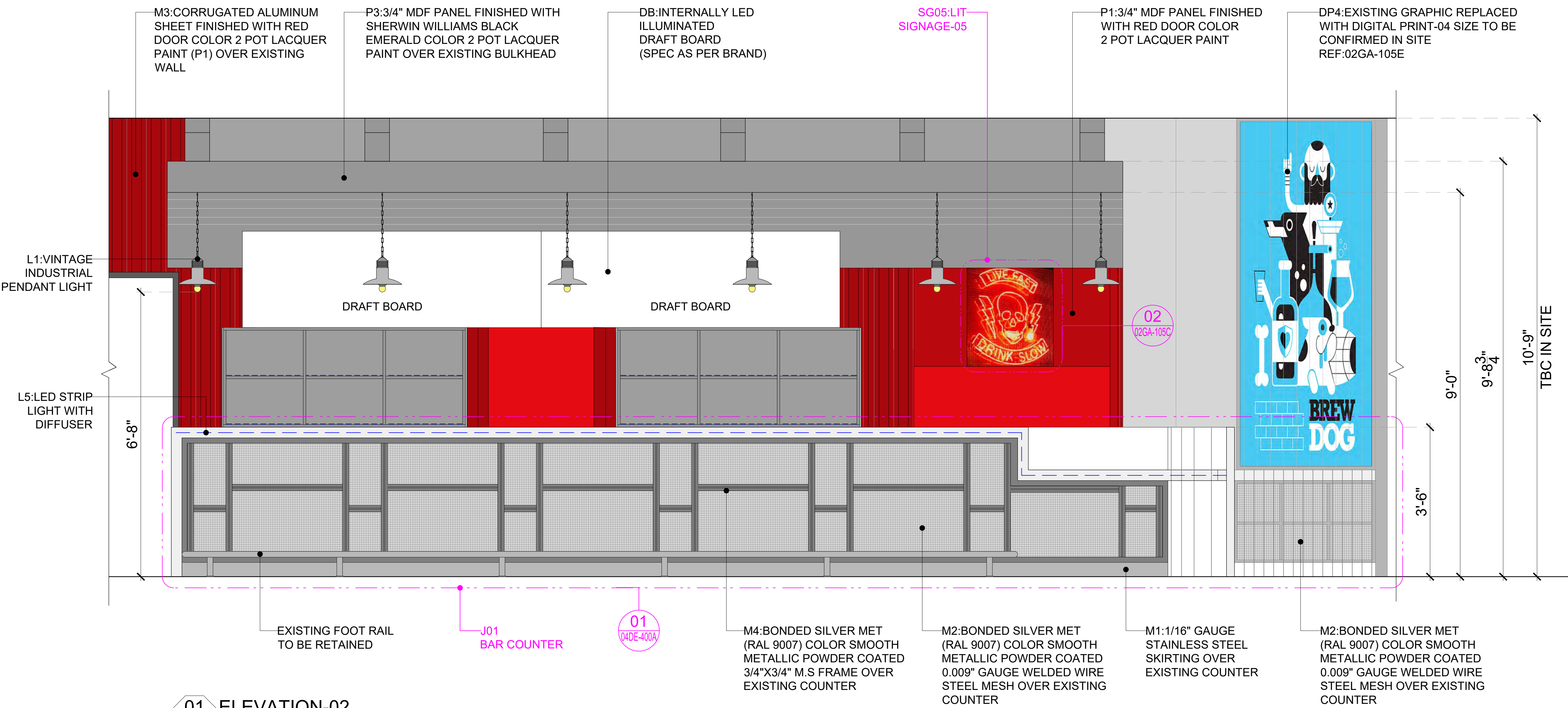
- ALL WORK SHALL BE CARRIED OUT IN ACCORDANCE WITH LOCAL AUTHORITY REGULATIONS. THIS DRAWING IS COPYRIGHT TO SSP GROUP. DO NOT COPY DRAWING WITHOUT PRIOR CONSENT.

**NOTES:**

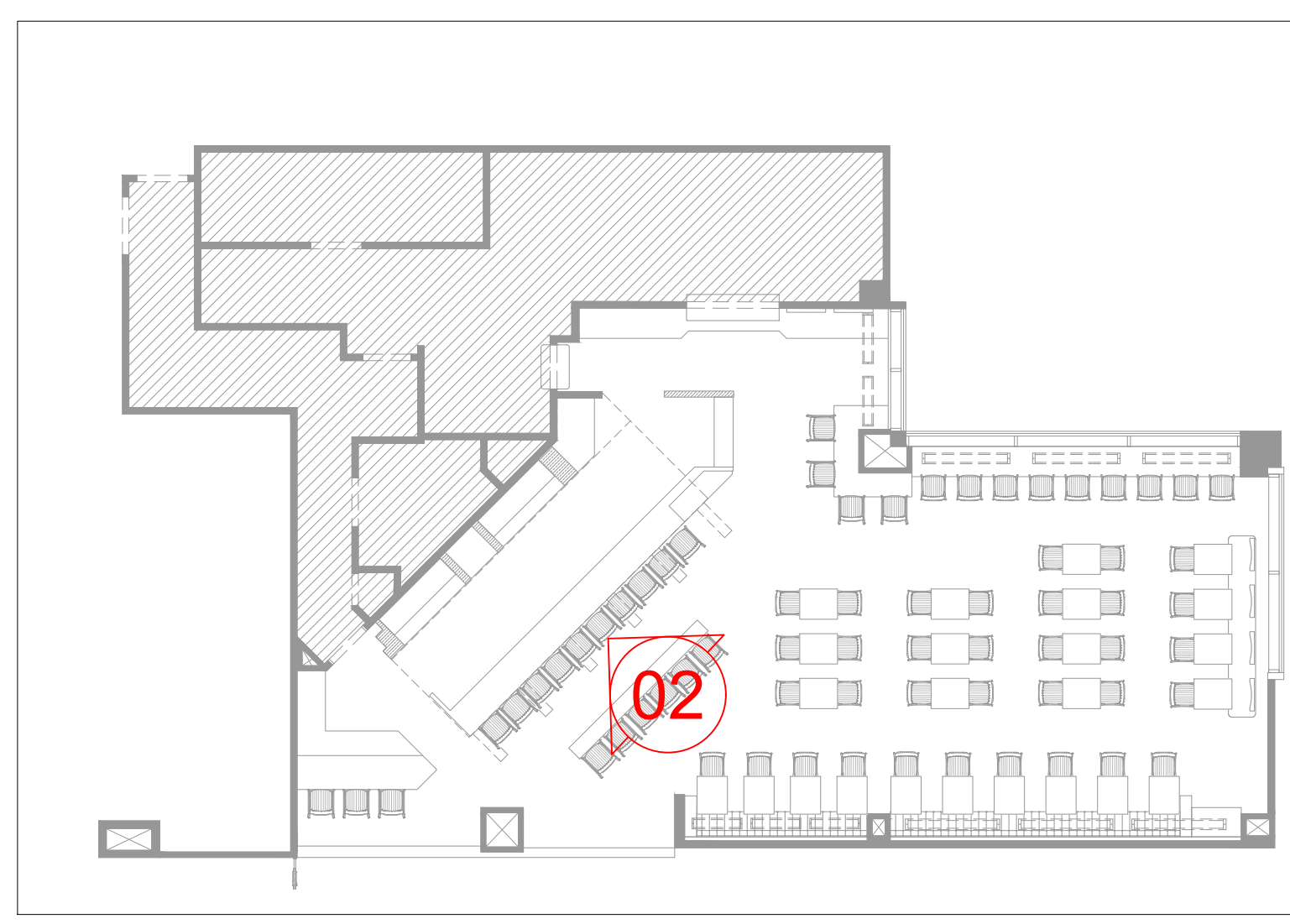
- MAIN CONTRACTOR TO CONFIRM ALL DIMENSIONS ON SITE PRIOR TO COMMENCING WORKS.
- ALL DRAWINGS ARE TO BE READ IN CONJUNCTION WITH ARCHITECTURAL SPECIFICATION.
- CONTRACTOR TO LIAISE AND COORDINATE STRUCTURAL, FIRE AND MECHANICAL ENGINEER'S SUMMARY, DRAWINGS AND SPECIFICATIONS & SATISFY ALL STATUTORY/ REGULATORY CODES AS APPLICABLE PRIOR TO EXECUTION.

ALL DIMENSION SHOULD BE CONFIRMED AND CO-ORDINATE WITH SITE CONDITION IN SITE PRIOR INSTALLATION.

--- INDICATES LED STRIP LIGHT



01 ELEVATION-02  
301 3/4"=1'-0"



KEYPLAN

P01 03.01.25	PERMIT SET	HOD NM
REV DATE	DESCRIPTION	DRN CHK

CLIENT



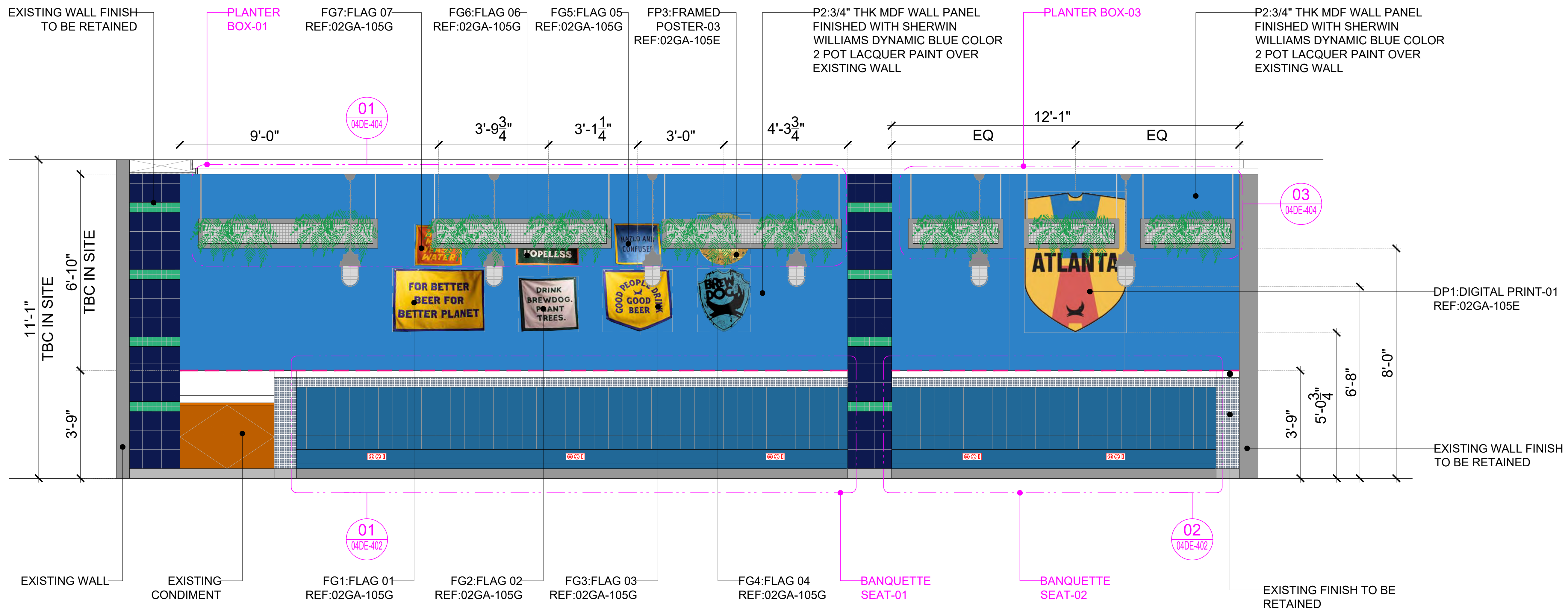
PROJECT  
BREWDOG  
HARTSFIELD-JACKSON ATLANTA  
INTERNATIONAL AIRPORT  
UNITED STATES

DRAWING TITLE  
ELEVATION-08

SCALE 3/4"=1'-0" DATE 03.01.2025 DRAWN HOD A1SHEET

STATUS  
PERMIT SET

ORG	PROJECT NO	DRAWING TYPE	NUMBER	REV
SSP	2436	03IL	301	P01



**GENERAL NOTES:**  
DO NOT SCALE DRAWING.

- ALL WORK SHALL BE CARRIED OUT IN ACCORDANCE WITH LOCAL AUTHORITY REGULATIONS. THIS DRAWING IS COPYRIGHT TO SSP GROUP. DO NOT COPY DRAWING WITHOUT PRIOR CONSENT.

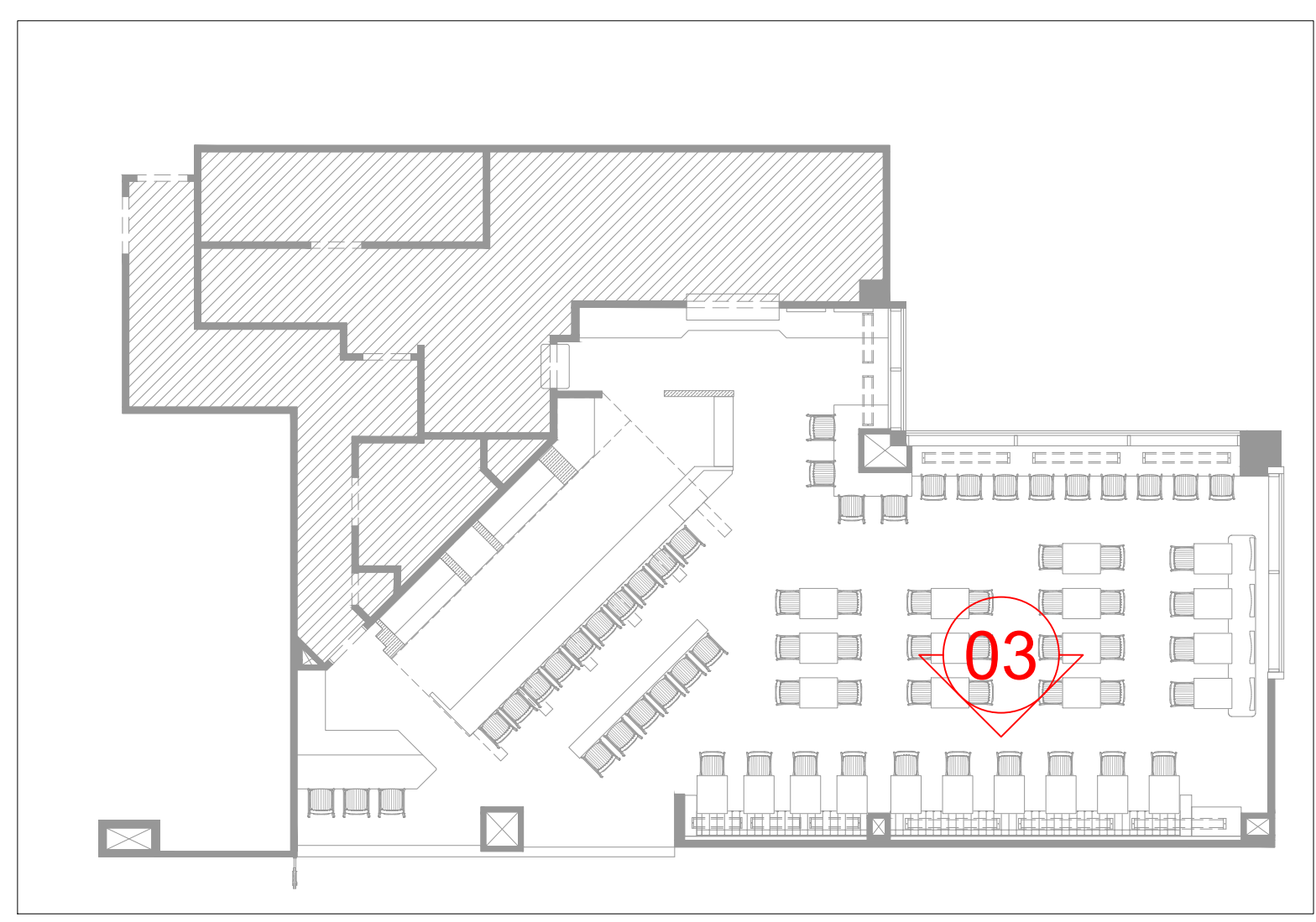
**NOTES:**

1. MAIN CONTRACTOR TO CONFIRM ALL DIMENSIONS ON SITE PRIOR TO COMMENCING WORKS.
2. ALL DRAWINGS ARE TO BE READ IN CONJUNCTION WITH ARCHITECTURAL SPECIFICATION.
3. CONTRACTOR TO LIAISE AND COORDINATE STRUCTURAL, FIRE AND MECHANICAL ENGINEER'S SUMMARY, DRAWINGS AND SPECIFICATIONS & SATISFY ALL STATUTORY/ REGULATORY CODES AS APPLICABLE PRIOR TO EXECUTION.

ALL DIMENSION SHOULD BE CONFIRMED AND CO-ORDINATE WITH SITE CONDITION IN SITE PRIOR INSTALLATION.

--- INDICATES SS CORNER TRIM

01 ELEVATION-03  
302 1/2"=1'-0"



KEYPLAN

P01 03.01.25	PERMIT SET	HOD NM
REV DATE	DESCRIPTION	DRN CHK




PROJECT  
BREWDOG  
HARTSFIELD-JACKSON ATLANTA  
INTERNATIONAL AIRPORT  
UNITED STATES

DRAWING TITLE  
ELEVATION-03

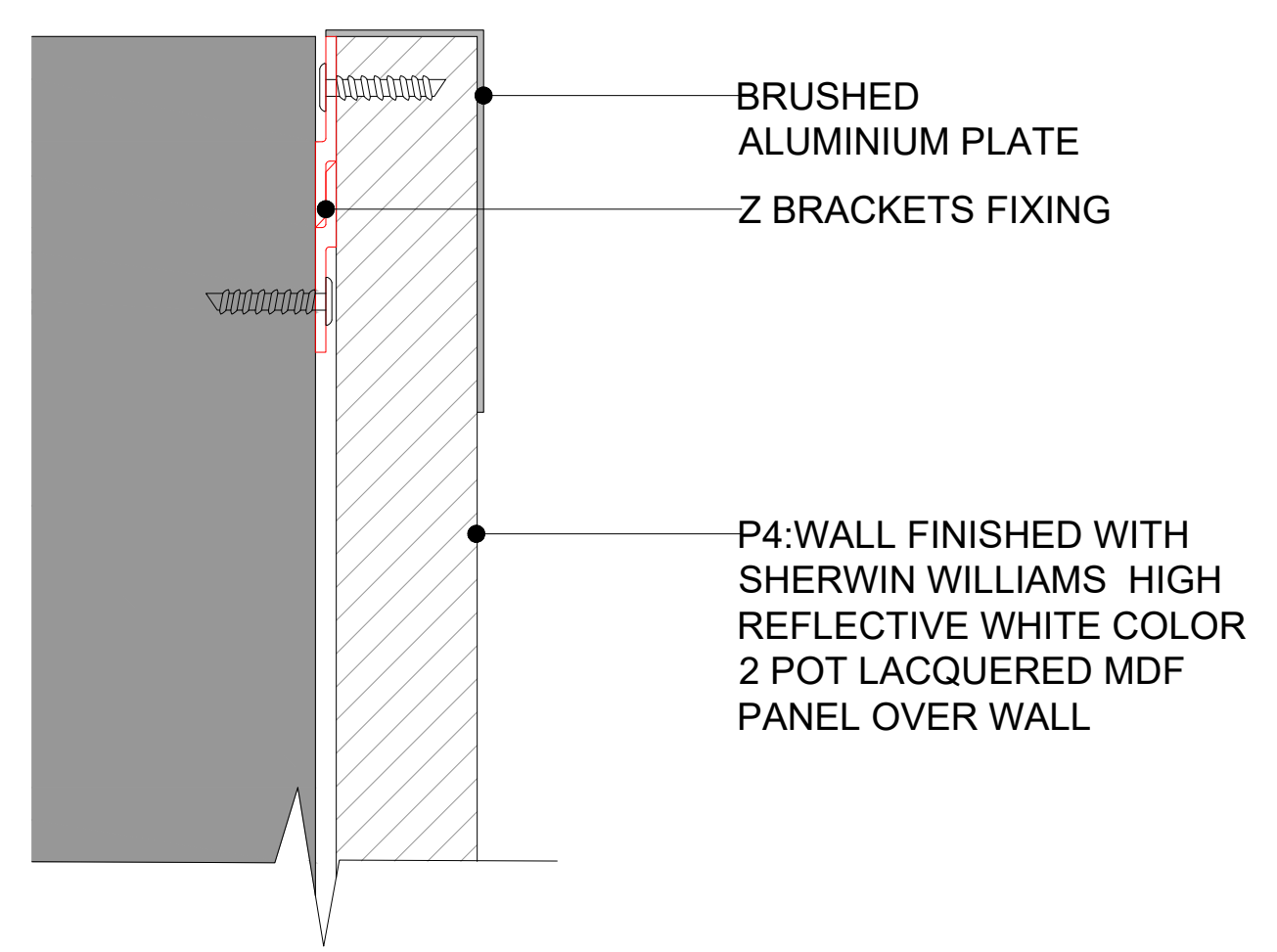
SCALE 1/2"=1'-0" DATE 03.01.2025 DRAWN HOD A1SHEET

STATUS  
PERMIT SET

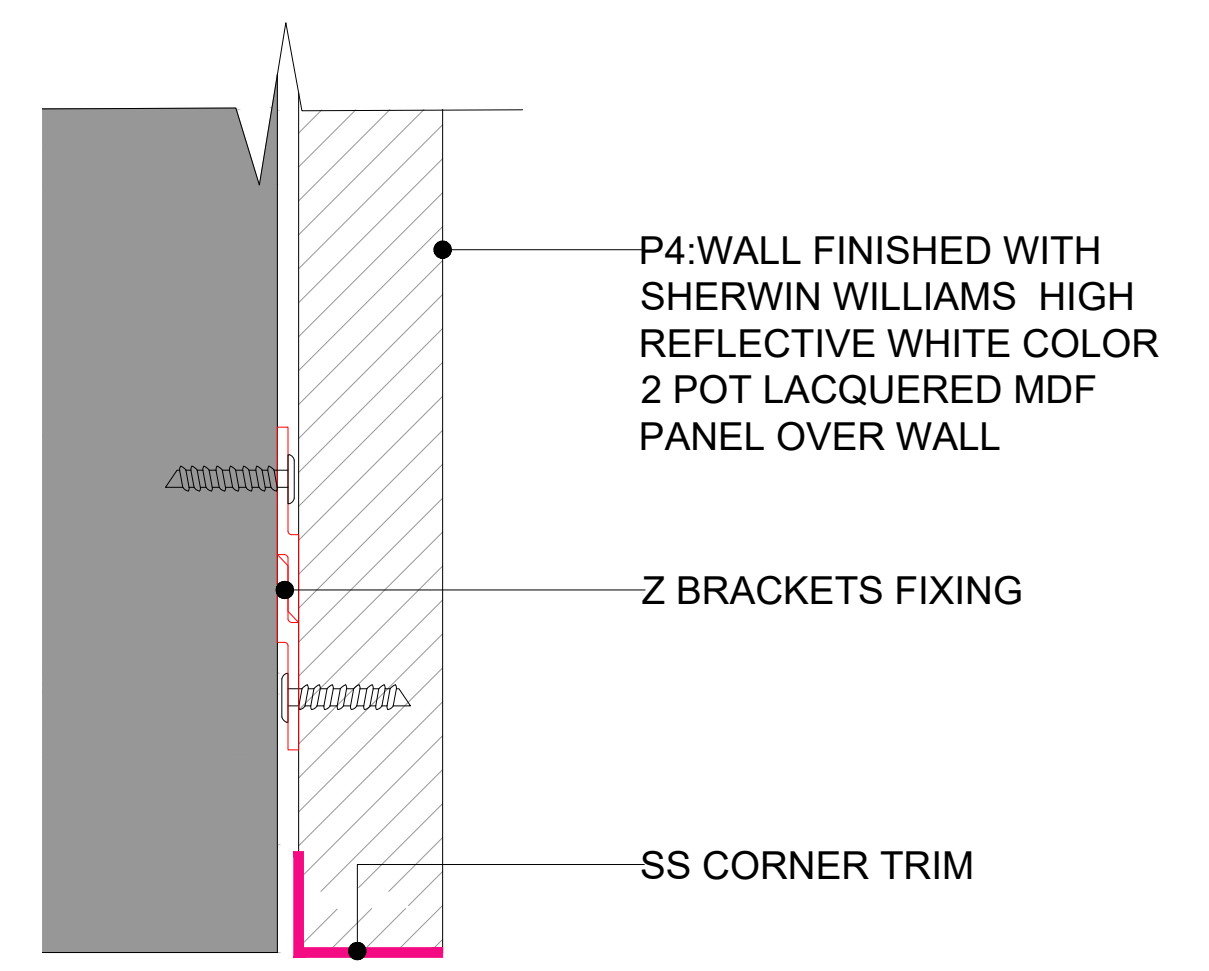
ORG	PROJECT NO	DRAWING TYPE	NUMBER	REV
SSP	2436	03IL	302	P01



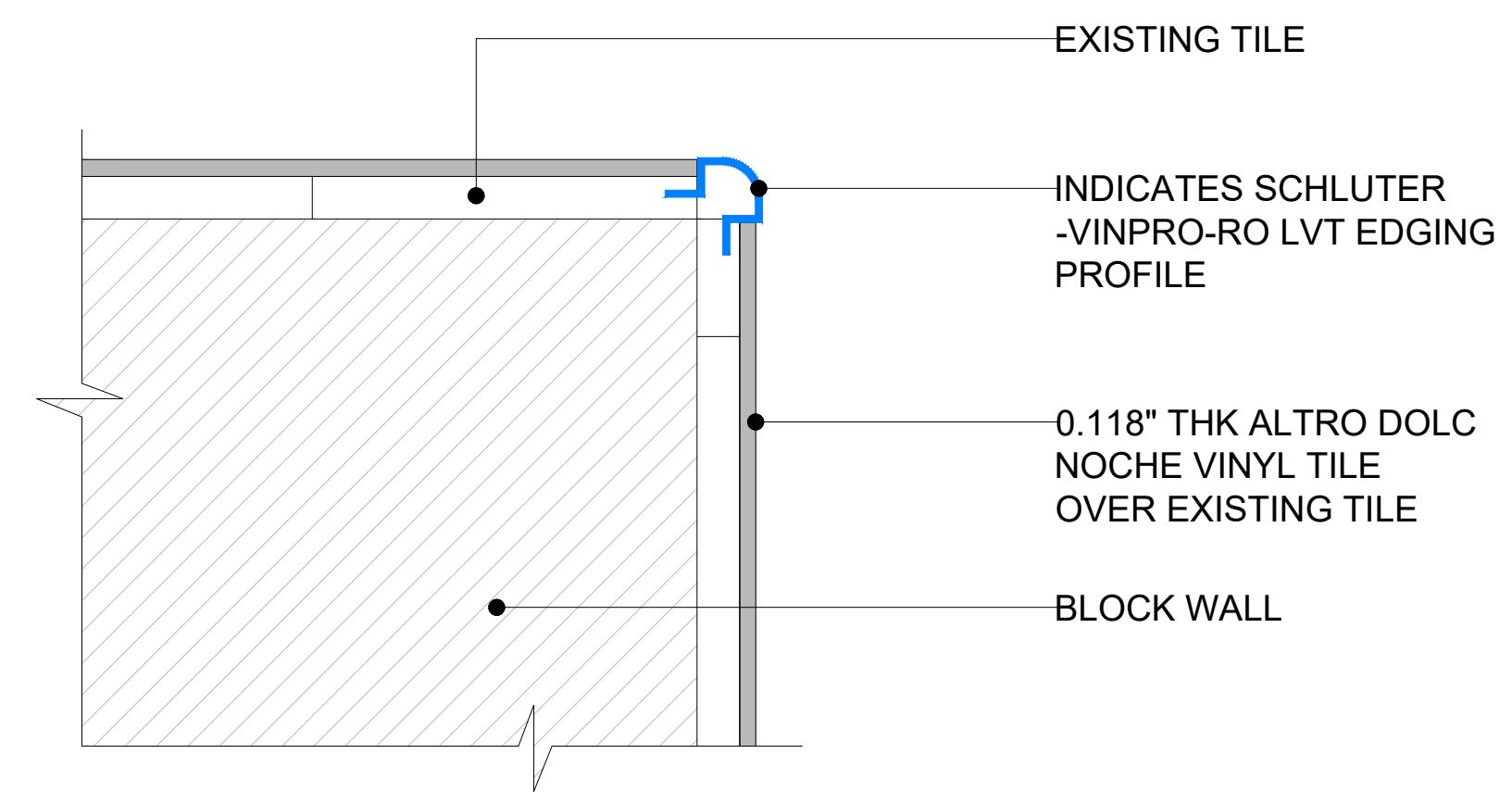
**01 ELEVATION-04**  
303 3/4"=1'-0"



**02 SECTION-01**  
303 12"=1'-0"



**03 SECTION-02**  
303 12"=1'-0"

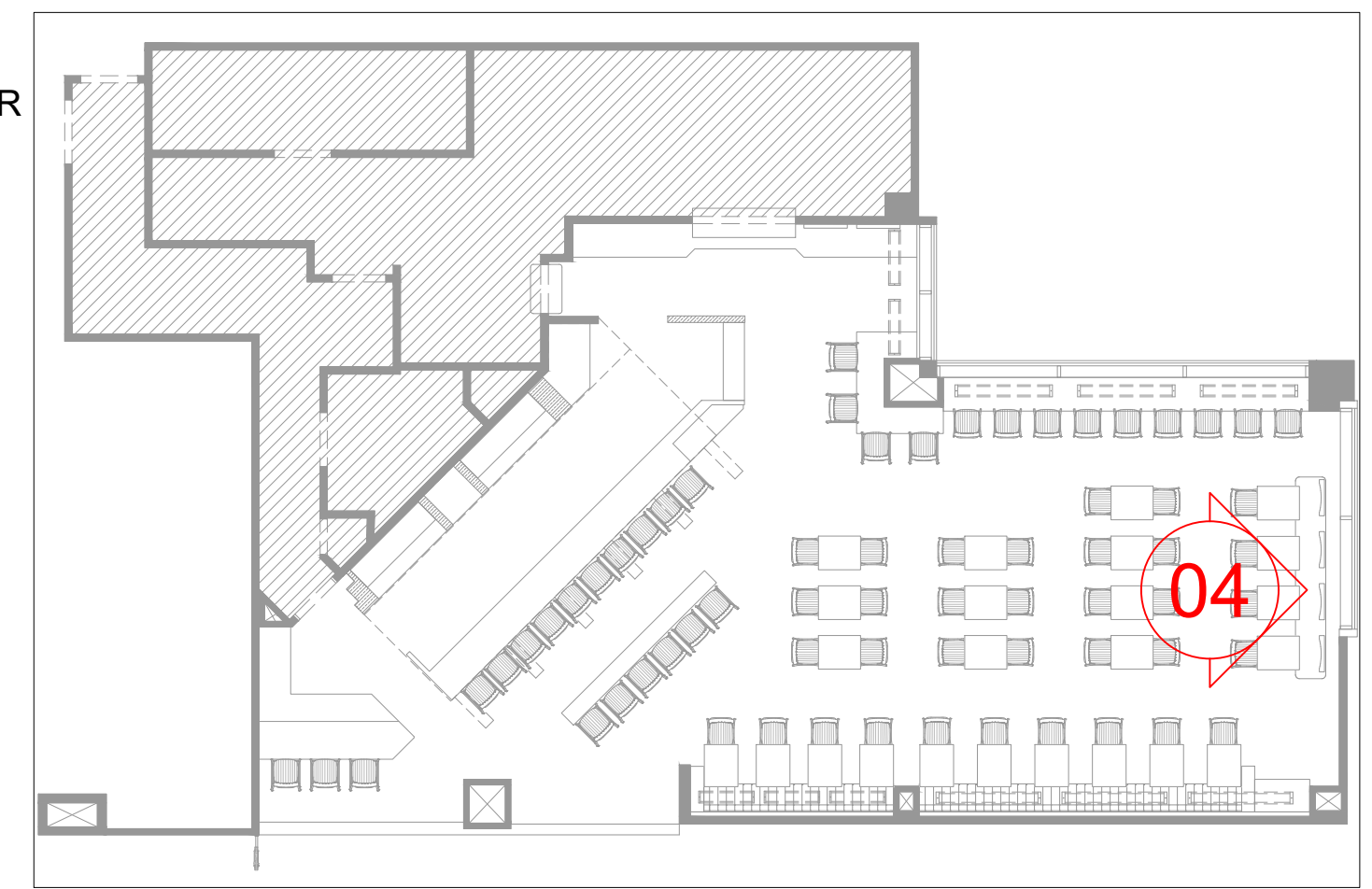


**04 SECTION-03**  
303 12"=1'-0"

**GENERAL NOTES:**  
DO NOT SCALE DRAWING.  
• ALL WORK SHALL BE CARRIED OUT IN ACCORDANCE WITH LOCAL AUTHORITY REGULATIONS. THIS DRAWING IS COPYRIGHT TO SSP GROUP. DO NOT COPY DRAWING WITHOUT PRIOR CONSENT.  
**NOTES:**  
1. MAIN CONTRACTOR TO CONFIRM ALL DIMENSIONS ON SITE PRIOR TO COMMENCING WORKS.  
2. ALL DRAWINGS ARE TO BE READ IN CONJUNCTION WITH ARCHITECTURAL SPECIFICATION.  
3. CONTRACTOR TO LIAISE AND COORDINATE STRUCTURAL, FIRE AND MECHANICAL ENGINEER'S SUMMARY, DRAWINGS AND SPECIFICATIONS & SATISFY ALL STATUTORY/ REGULATORY CODES AS APPLICABLE PRIOR TO EXECUTION.

ALL DIMENSION SHOULD BE CONFIRMED AND CO-ORDINATE WITH SITE CONDITION IN SITE PRIOR INSTALLATION.

--- INDICATES SCHLUTER -VINPRO-RO LVT EDGING PROFILE  
--- INDICATES SS CORNER TRIM



**KEY PLAN**

P01 03.01.25	PERMIT SET	HOD NM
REV DATE	DESCRIPTION	DRN CHK



PROJECT  
**BREWDOG  
HARTSFIELD-JACKSON ATLANTA  
INTERNATIONAL AIRPORT  
UNITED STATES**

DRAWING TITLE  
**ELEVATION-04**

SCALE AS MENTIONED DATE 03.01.2025 DRAWN HOD A1SHEET

STATUS  
**PERMIT SET**

ORG	PROJECT NO	DRAWING TYPE	NUMBER	REV
SSP	2436	03IL	303	P01

DP4:EXISTING GRAPHIC REPLACED WITH DIGITAL PRINT-04 SIZE TO BE CONFIRMED IN SITE REF:02GA-104

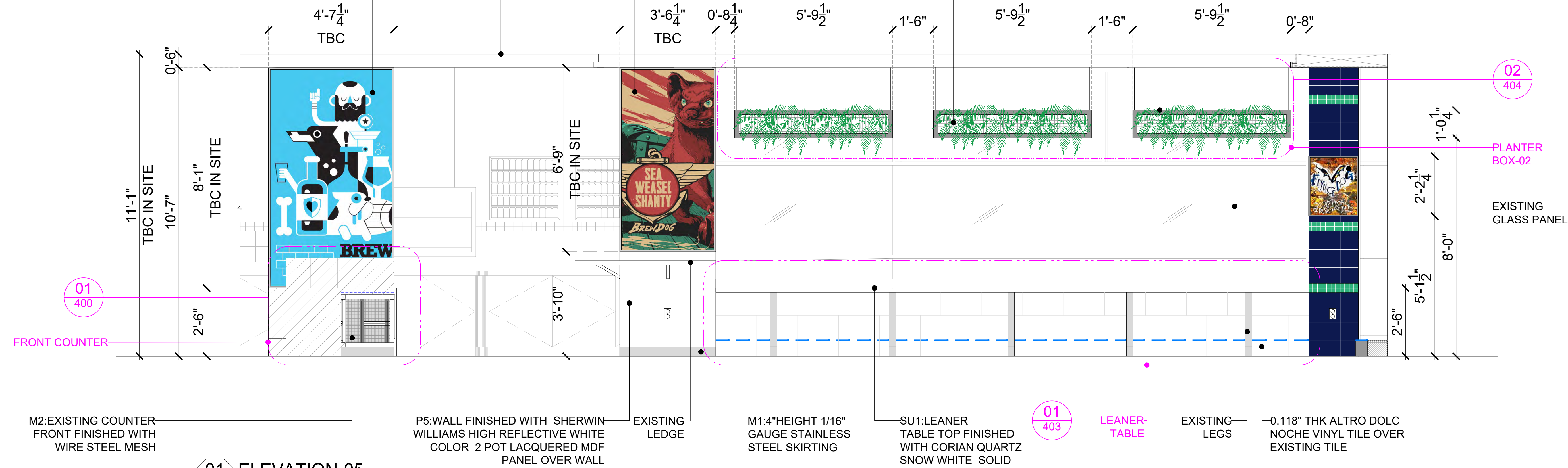
EXISTING CEILING

DP3B:EXISTING GRAPHIC REPLACED WITH DIGITAL PRINT-03B SIZE TO BE CONFIRMED IN SITE REF:02GA-104

M2:BONDED SILVER MET(RAL 9007) COLOR SMOOTH METALLIC POWDER COATED 0.009" GAUGE WELDED WIRE STEEL MESH

P3:METAL PLATE FINISHED WITH 2 POT LACQUERED SHERWIN WILLIAMS BLACK EMERALD COLOR PAINT

FP1:FRAMED POSTER-01 REF:02GA-104



**01** ELEVATION-05  
304 1/2"=1'-0"

**GENERAL NOTES:**  
DO NOT SCALE DRAWING.

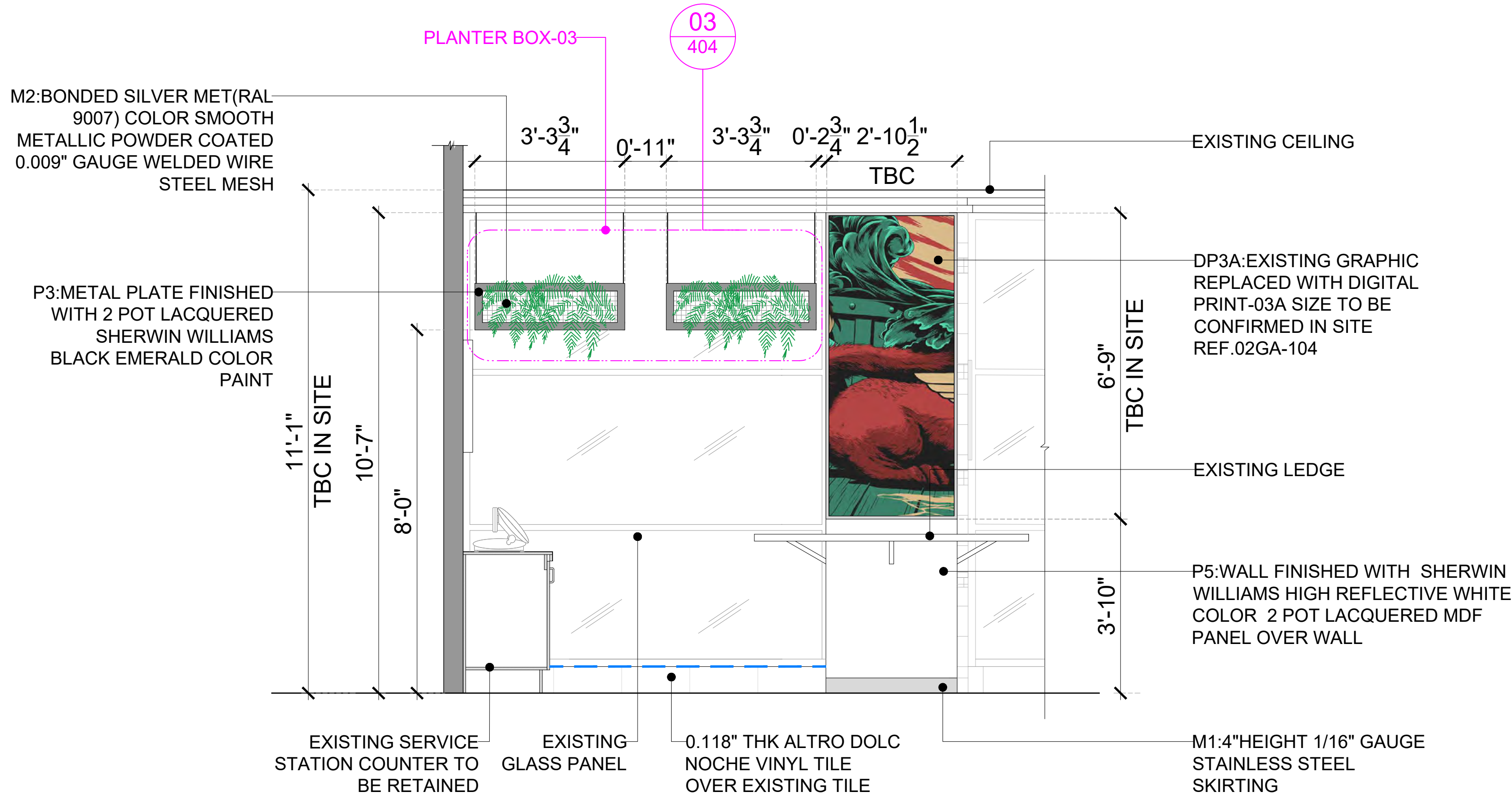
- ALL WORK SHALL BE CARRIED OUT IN ACCORDANCE WITH LOCAL AUTHORITY REGULATIONS.THIS DRAWING IS COPYRIGHT TO SSP GROUP .DO NOT COPY DRAWING WITHOUT PRIOR CONSENT.

**NOTES:**

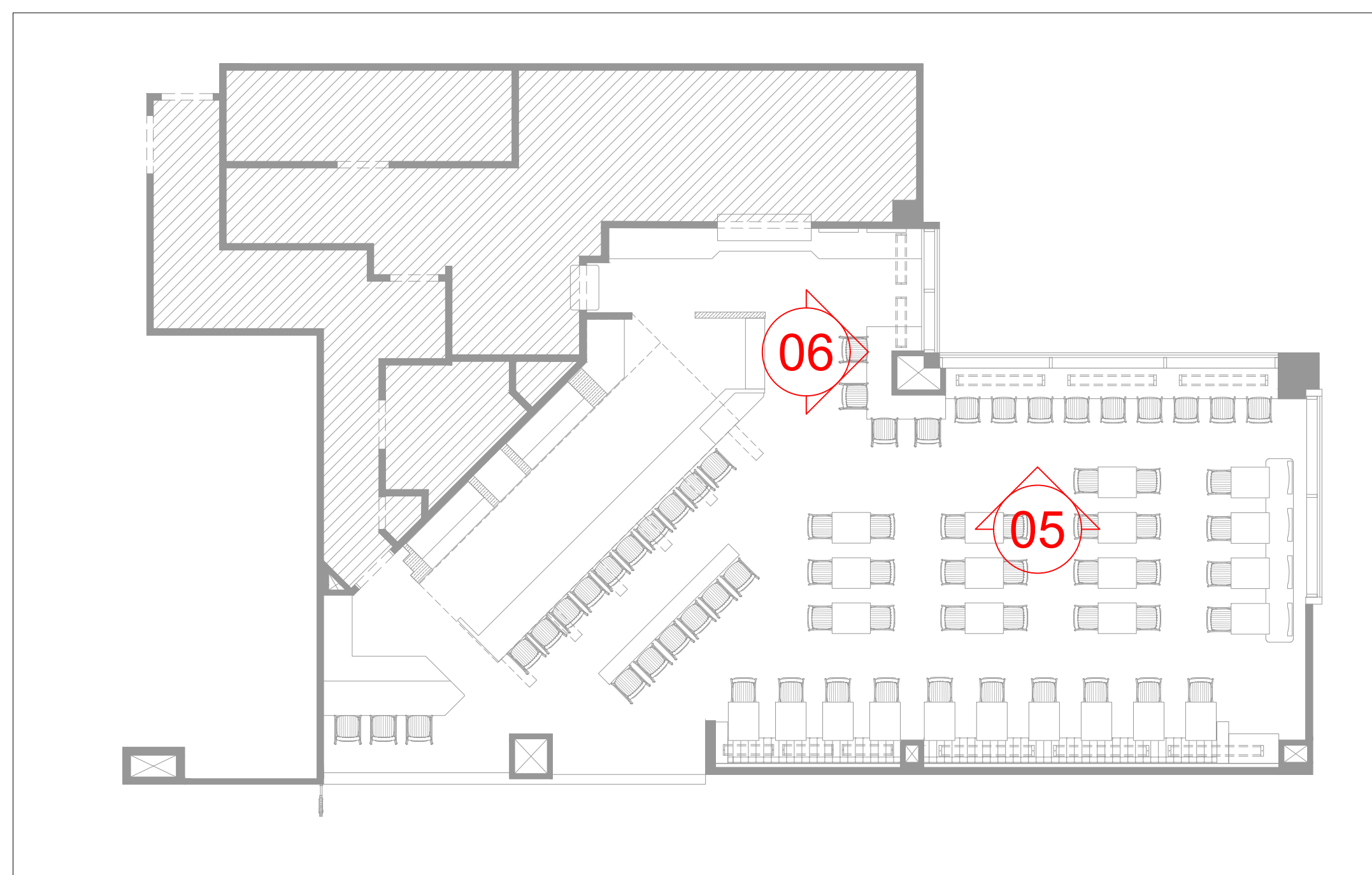
- MAIN CONTRACTOR TO CONFIRM ALL DIMENSIONS ON SITE PRIOR TO COMMENCING WORKS.
- ALL DRAWINGS ARE TO BE READ IN CONJUNCTION WITH ARCHITECTURAL SPECIFICATION.
- CONTRACTOR TO LIAISE AND COORDINATE STRUCTURAL,FIRE AND MECHANICAL ENGINEERS SUMMARY, DRAWINGS AND SPECIFICATIONS & SATISFY ALL STATUTORY/ REGULATORY CODES AS APPLICABLE PRIOR TO EXECUTION.

ALL DIMENSION SHOULD BE CONFIRMED AND CO-ORDINATE WITH SITE CONDITION IN SITE PRIOR INSTALLATION.

INDICATES SCHLUTER -VINPRO-RO LVT EDGING PROFILE



**02** ELEVATION -06  
304 1/2"=1'-0"



KEY PLAN

P01 03.01.25	PERMIT SET	HOD NM
REV DATE	DESCRIPTION	DRN CHK



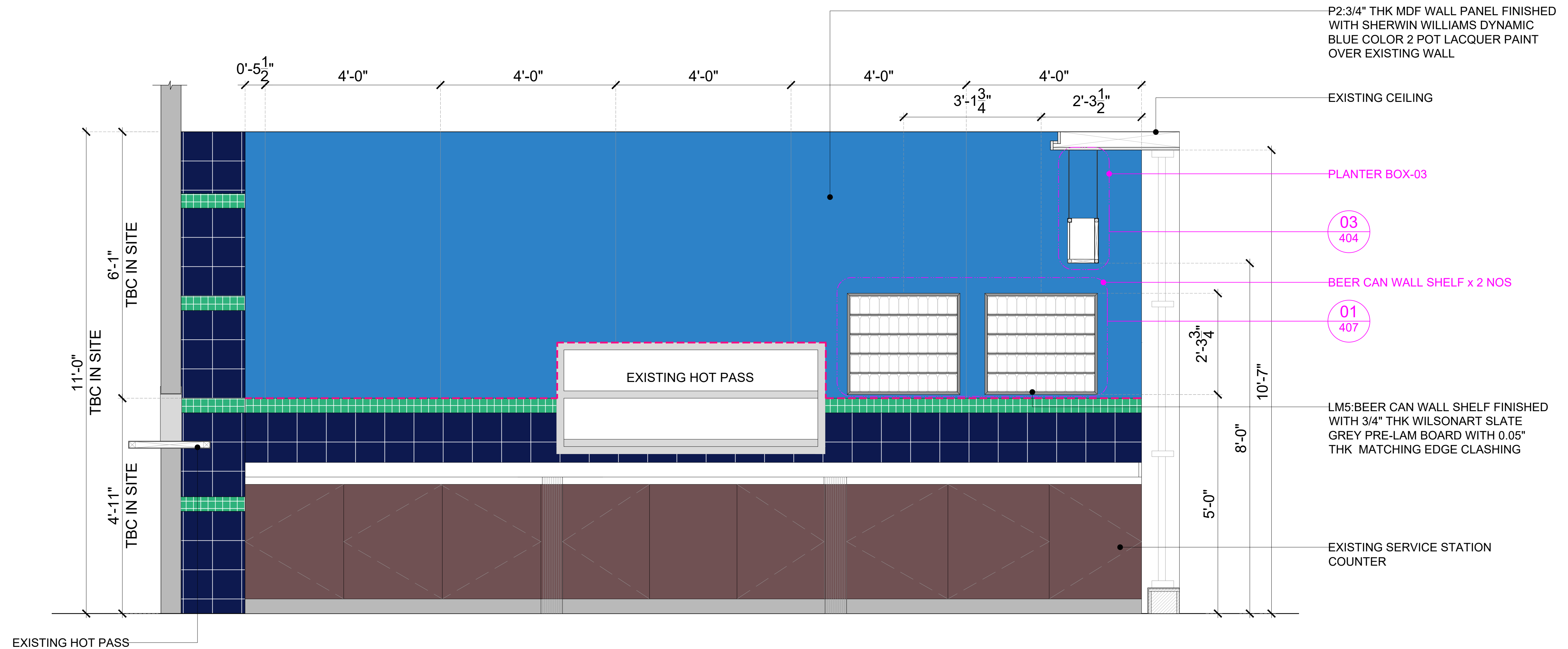
PROJECT  
**BREWDOG**  
HARTSFIELD-JACKSON ATLANTA  
INTERNATIONAL AIRPORT  
UNITED STATES

DRAWING TITLE  
**ELEVATION 05 & ELEVATION 06**

SCALE 1/2"=1'-0" DATE 03.01.2025 DRAWN HOD A1SHEET

STATUS  
**PERMIT SET**

ORG	PROJECT NO	DRAWING TYPE	NUMBER	REV
SSP	2436	03IL	304	P01



**GENERAL NOTES:**  
DO NOT SCALE DRAWING.

- ALL WORK SHALL BE CARRIED OUT IN ACCORDANCE WITH LOCAL AUTHORITY REGULATIONS. THIS DRAWING IS COPYRIGHT TO SSP GROUP. DO NOT COPY DRAWING WITHOUT PRIOR CONSENT.

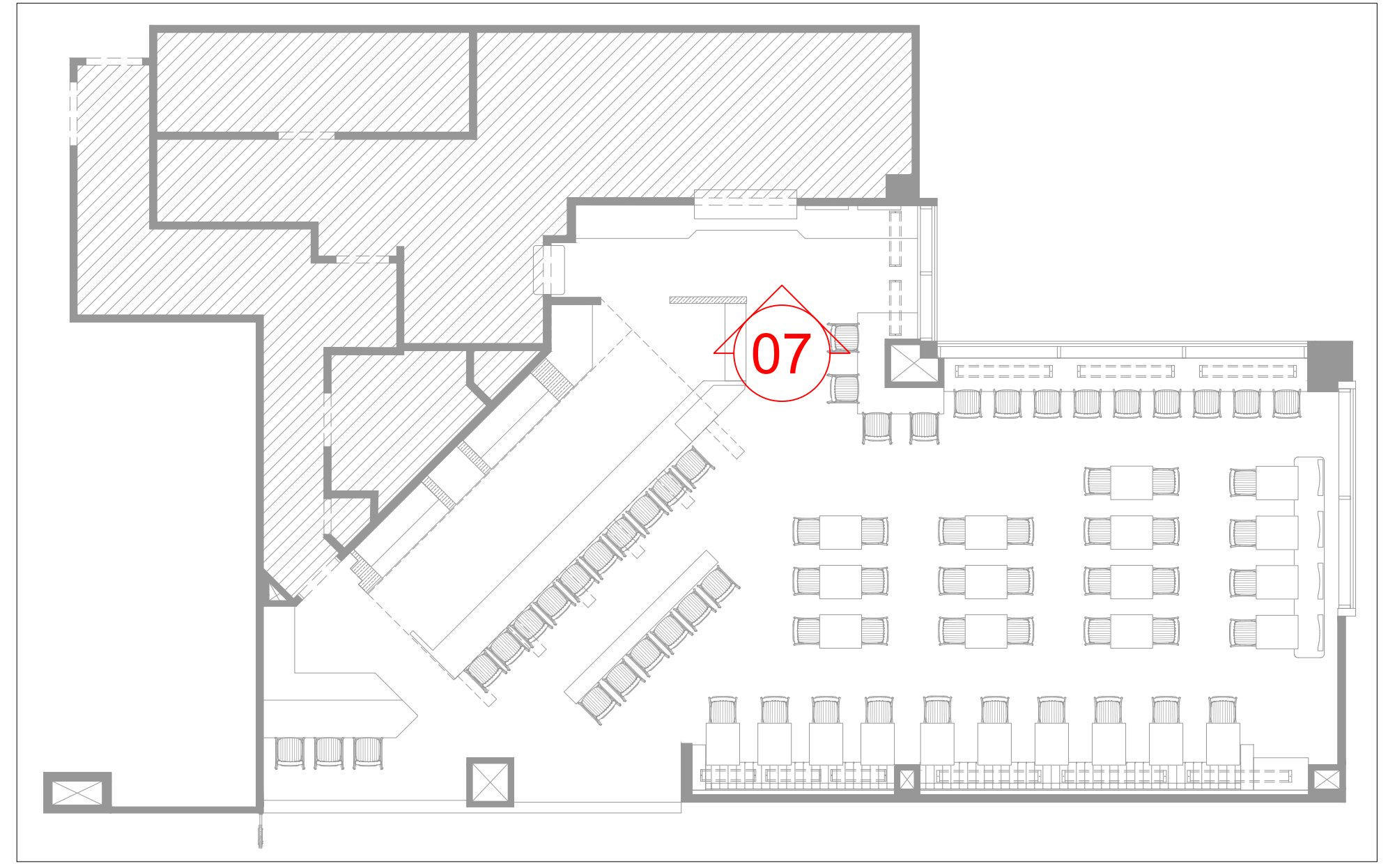
**NOTES:**

- MAIN CONTRACTOR TO CONFIRM ALL DIMENSIONS ON SITE PRIOR TO COMMENCING WORKS.
- ALL DRAWINGS ARE TO BE READ IN CONJUNCTION WITH ARCHITECTURAL SPECIFICATION.
- CONTRACTOR TO LIAISE AND COORDINATE STRUCTURAL, FIRE AND MECHANICAL ENGINEER'S SUMMARY, DRAWINGS AND SPECIFICATIONS & SATISFY ALL STATUTORY/REGULATORY CODES AS APPLICABLE PRIOR TO EXECUTION.

ALL DIMENSION SHOULD BE CONFIRMED AND CO-ORDINATE WITH SITE CONDITION IN SITE PRIOR INSTALLATION.

----- INDICATES SS CORNER TRIM

**01** ELEVATION-07  
305 3/4"=1'-0"



**KEY PLAN**

P01 03.01.25 PERMIT SET HOD NM  
REV DATE DESCRIPTION DRN CHK



PROJECT  
**BREWDOG  
HARTSFIELD-JACKSON ATLANTA  
INTERNATIONAL AIRPORT  
UNITED STATES**

DRAWING TITLE  
**ELEVATION-07**

SCALE 3/4"=1'-0" DATE 03.01.2025 DRAWN HOD A1SHEET

STATUS  
**PERMIT SET**

ORG	PROJECT NO	DRAWING TYPE	NUMBER	REV
SSP	2436	03IL	305	P01

**GENERAL NOTES:**  
DO NOT SCALE DRAWING.

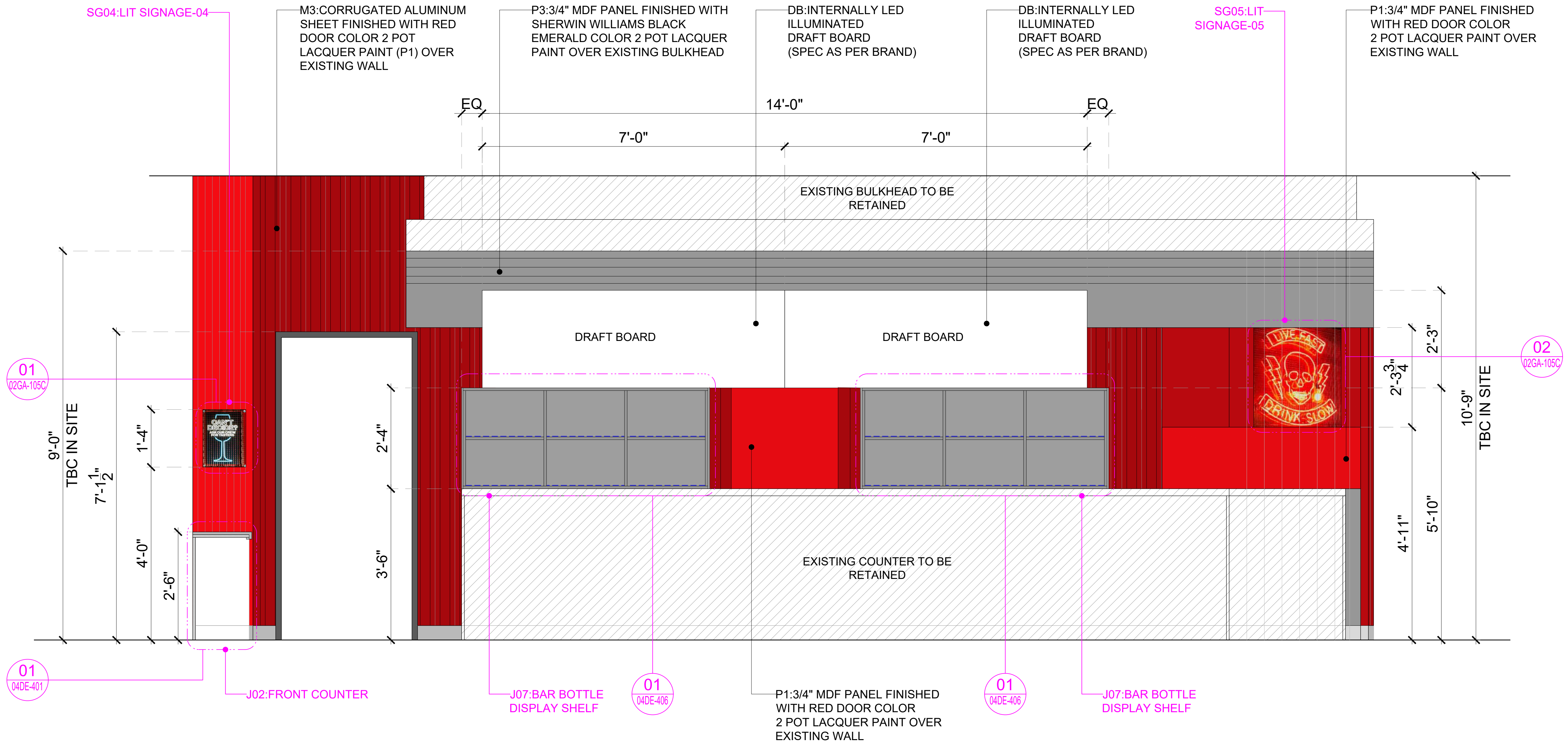
- ALL WORK SHALL BE CARRIED OUT IN ACCORDANCE WITH LOCAL AUTHORITY REGULATIONS. THIS DRAWING IS COPYRIGHT TO SSP GROUP. DO NOT COPY DRAWING WITHOUT PRIOR CONSENT.

**NOTES:**

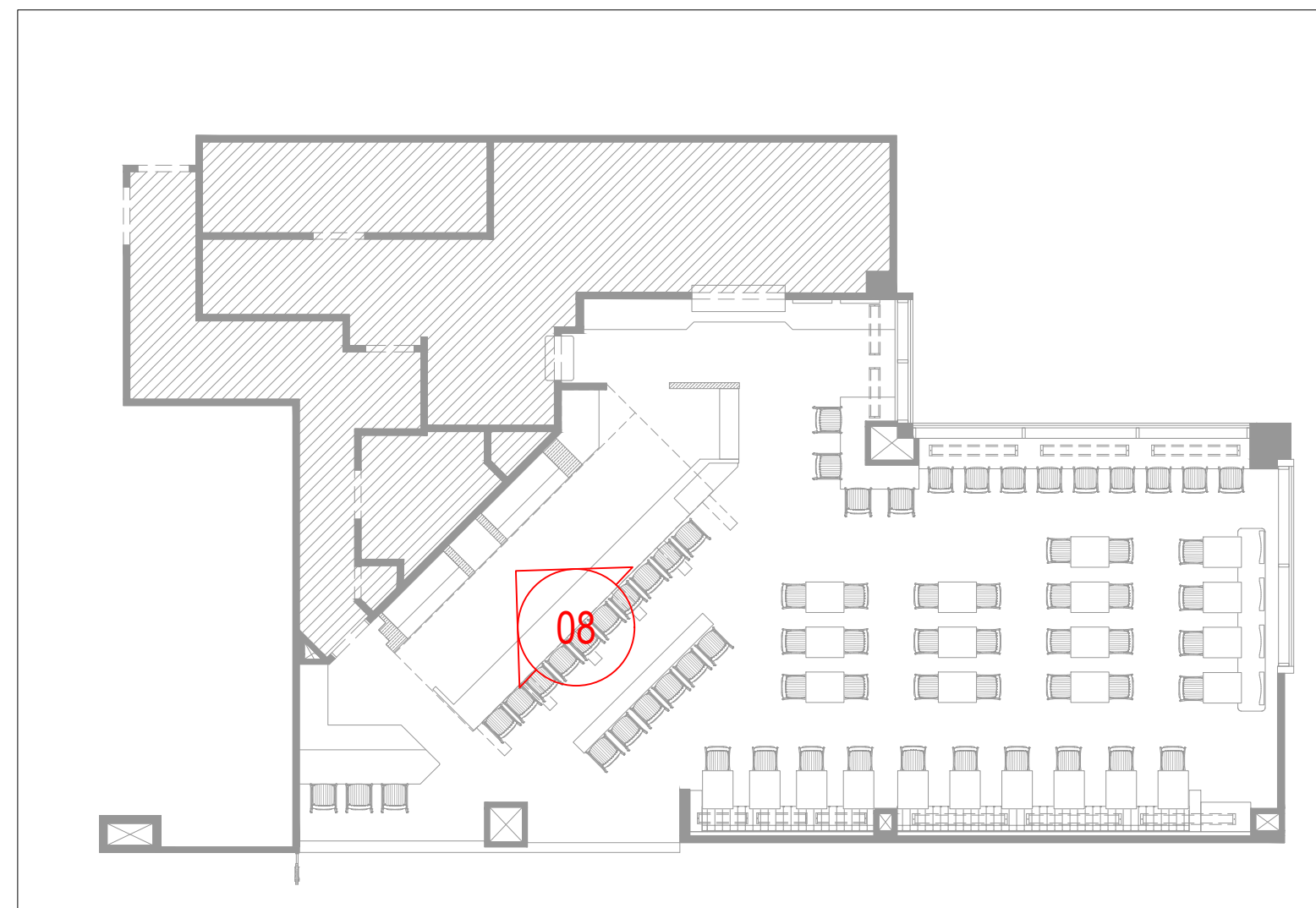
- MAIN CONTRACTOR TO CONFIRM ALL DIMENSIONS ON SITE PRIOR TO COMMENCING WORKS.
- ALL DRAWINGS ARE TO BE READ IN CONJUNCTION WITH ARCHITECTURAL SPECIFICATION.
- CONTRACTOR TO LIAISE AND COORDINATE STRUCTURAL, FIRE AND MECHANICAL ENGINEER'S SUMMARY, DRAWINGS AND SPECIFICATIONS & SATISFY ALL STATUTORY/ REGULATORY CODES AS APPLICABLE PRIOR TO EXECUTION.

ALL DIMENSION SHOULD BE CONFIRMED AND CO-ORDINATE WITH SITE CONDITION IN SITE PRIOR INSTALLATION.

--- INDICATES LED STRIP LIGHT



**01** ELEVATION-08  
307 3/4"=1'-0"



**KEYPLAN**

P01 03.01.25	PERMIT SET	HOD NM
REV DATE	DESCRIPTION	DRN CHK



PROJECT  
**BREWDOG**  
HARTSFIELD-JACKSON ATLANTA  
INTERNATIONAL AIRPORT  
UNITED STATES

DRAWING TITLE  
**ELEVATION-08**

SCALE 3/4"=1'-0" DATE 03.01.2025 DRAWN HOD A1SHEET

STATUS  
**PERMIT SET**

ORG	PROJECT NO	DRAWING TYPE	NUMBER	REV
SSP	2436	03IL	307	P01


**GENERAL NOTES:**  
DO NOT SCALE DRAWING.

- ALL WORK SHALL BE CARRIED OUT IN ACCORDANCE WITH LOCAL AUTHORITY REGULATIONS. THIS DRAWING IS COPYRIGHT TO SSP GROUP. DO NOT COPY DRAWING WITHOUT PRIOR CONSENT.

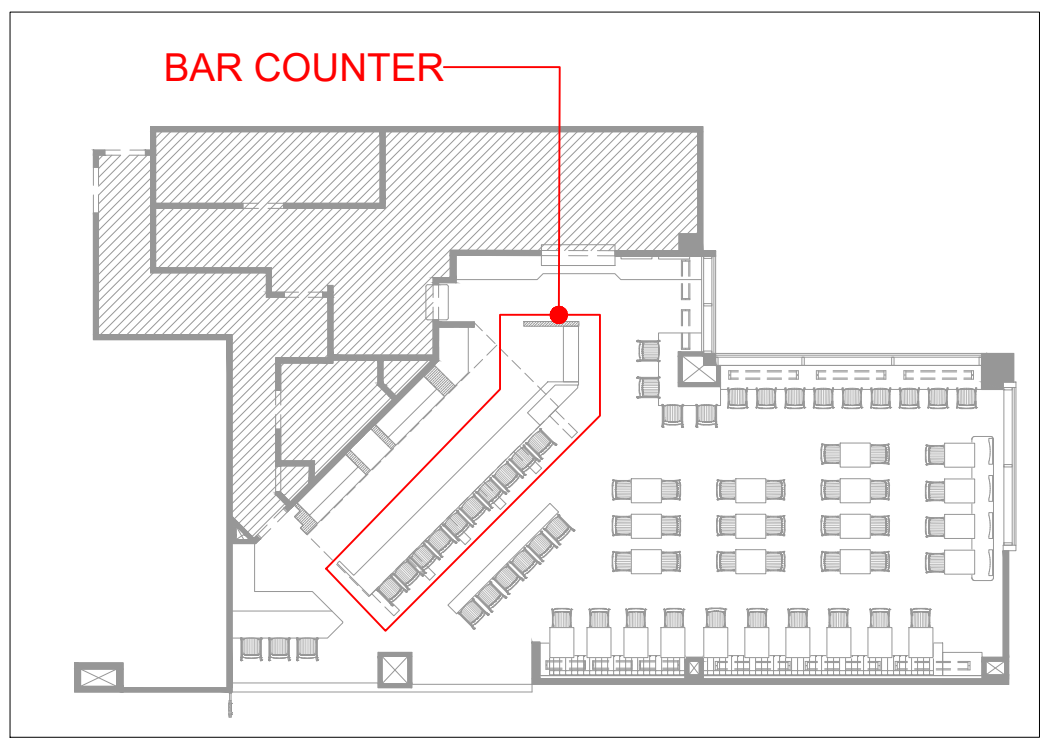
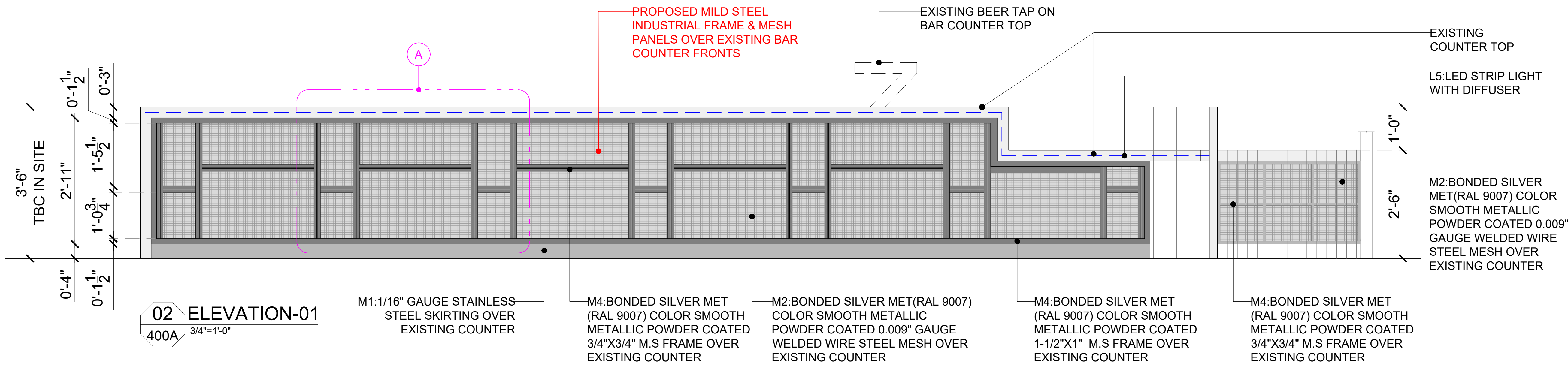
**NOTES:**

- MAIN CONTRACTOR TO CONFIRM ALL DIMENSIONS ON SITE PRIOR TO COMMENCING WORKS.
- ALL DRAWINGS ARE TO BE READ IN CONJUNCTION WITH ARCHITECTURAL SPECIFICATION.
- CONTRACTOR TO LIAISE AND COORDINATE STRUCTURAL, FIRE AND MECHANICAL ENGINEER'S SUMMARY, DRAWINGS AND SPECIFICATIONS & SATISFY ALL STATUTORY REGULATORY CODES AS APPLICABLE PRIOR TO EXECUTION.

ALL DIMENSION SHOULD BE CONFIRMED AND CO-ORDINATE WITH SITE CONDITION IN SITE PRIOR INSTALLATION.



01 PLAN  
400A 3/4"=1'-0"



KEYPLAN

P01 03.01.25	PERMIT SET	HOD NM
REV DATE	DESCRIPTION	DRN CHK



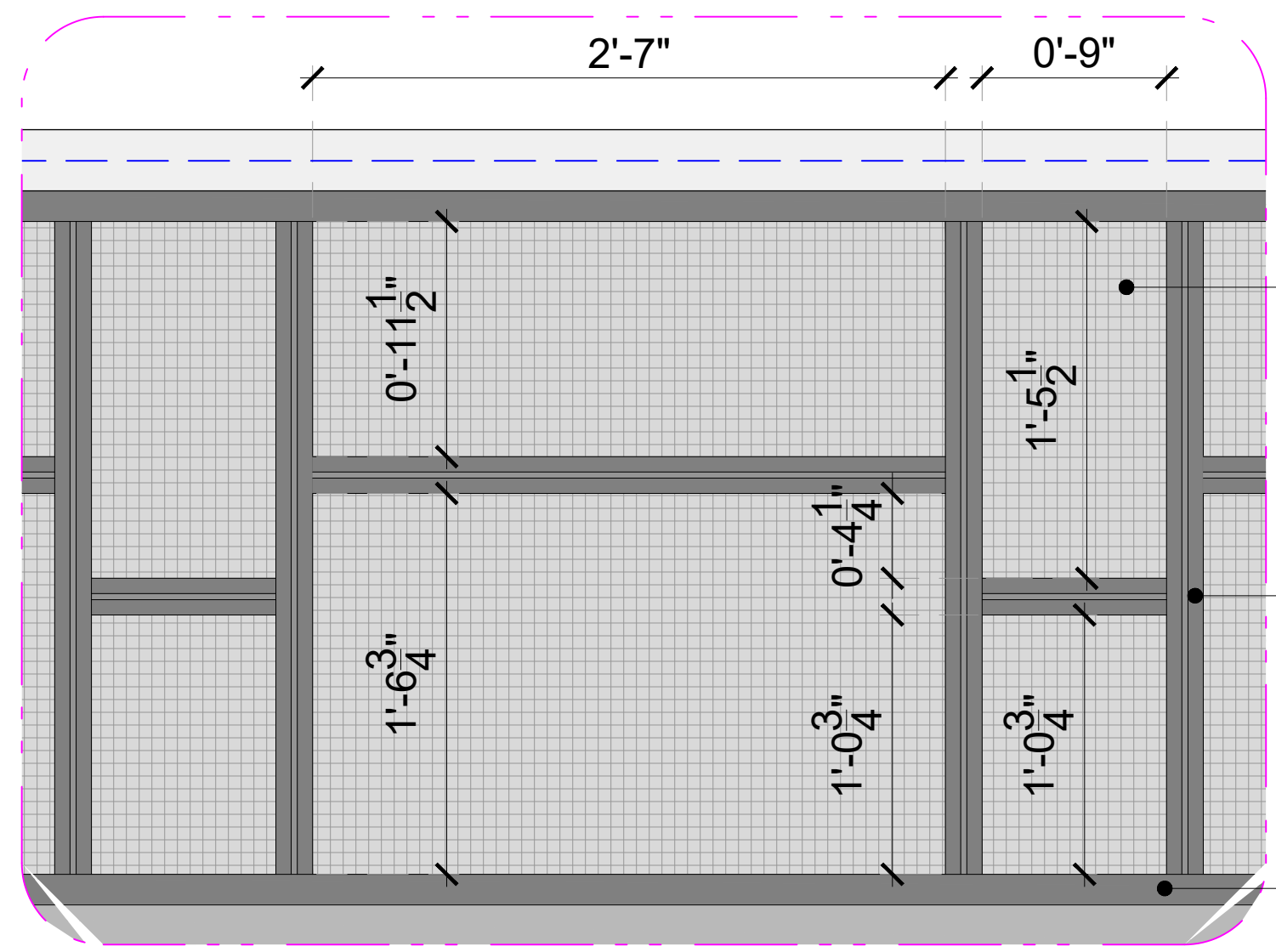
PROJECT  
BREWDOG  
HARTSFIELD-JACKSON ATLANTA  
INTERNATIONAL AIRPORT  
UNITED STATES

DRAWING TITLE  
J01-BAR COUNTER DETAIL:  
PART-A

SCALE AS MENTIONED DATE 03.01.2025 DRAWN HOD A1SHEET

STATUS  
PERMIT SET

ORG	PROJECT NO	DRAWING TYPE	NUMBER	REV
SSP	2436	04DE	400A	P01



DETAIL-A (SCALE - 1'-1/2"=1'-0")

M2: BONDED SILVER MET (RAL 9007) COLOR SMOOTH METALLIC POWDER COATED 0.009" GAUGE WELDED WIRE STEEL MESH OVER EXISTING COUNTER

M4: BONDED SILVER MET (RAL 9007) COLOR SMOOTH METALLIC POWDER COATED 3/4"X3/4" M.S FRAME OVER EXISTING COUNTER

M4: BONDED SILVER MET (RAL 9007) COLOR SMOOTH METALLIC POWDER COATED 1-1/2"X1" M.S FRAME OVER EXISTING COUNTER

M4:BONDED SILVER MET  
(RAL 9007) COLOR SMOOTH  
METALLIC POWDER COATED  
1-1/2"X1" M.S FRAME OVER  
EXISTING COUNTER

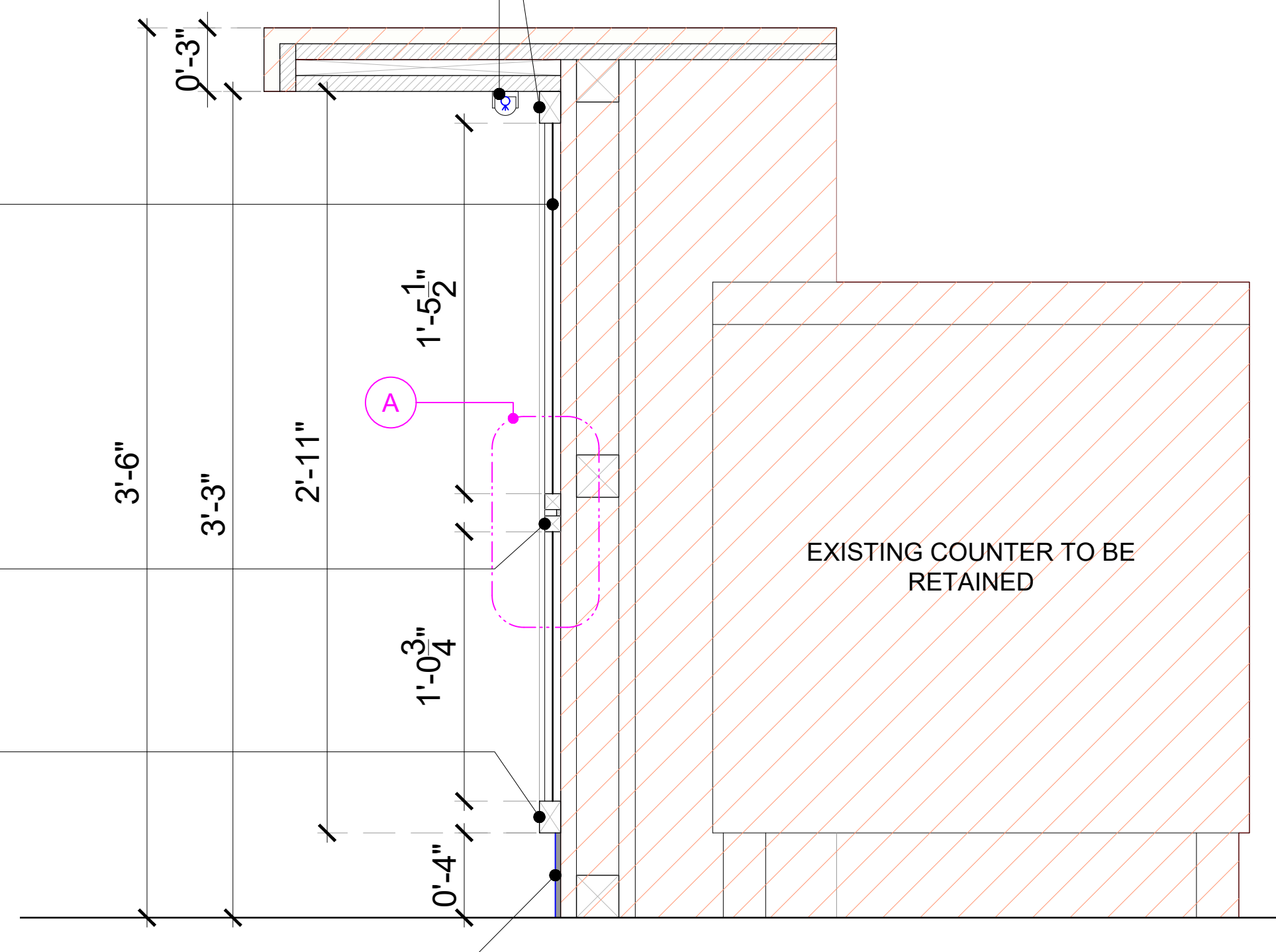
L5:LED STRIP LIGHT  
WITH DIFFUSER

M2:BONDED SILVER MET  
(RAL 9007) COLOR SMOOTH  
METALLIC POWDER COATED  
0.009" GAUGE WELDED WIRE  
STEEL MESH OVER EXISTING  
COUNTER

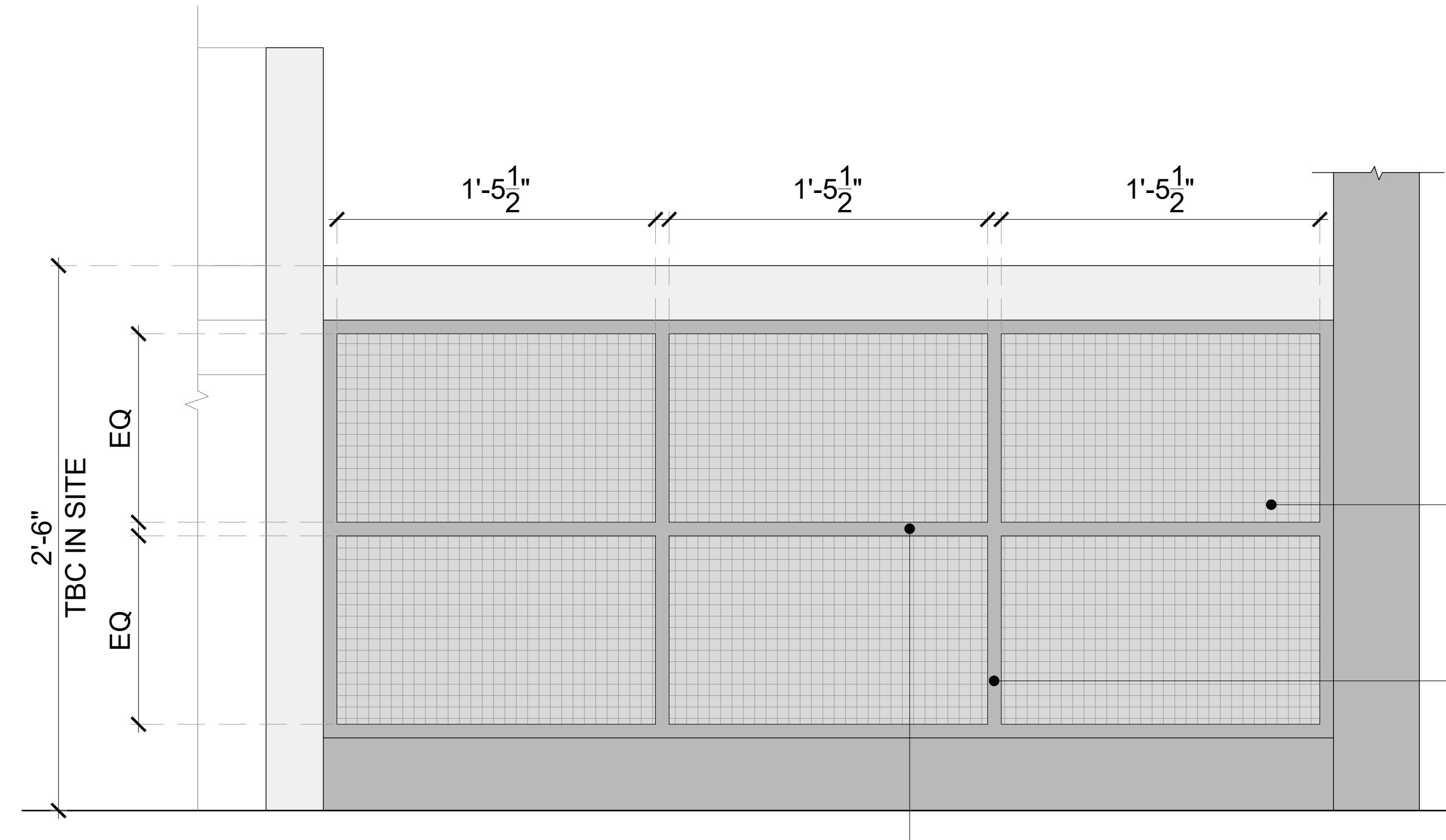
M4:BONDED SILVER MET  
(RAL 9007) COLOR SMOOTH  
METALLIC POWDER COATED  
3/4"X3/4" M.S FRAME OVER  
EXISTING COUNTER

M4:BONDED SILVER MET  
(RAL 9007) COLOR SMOOTH  
METALLIC POWDER COATED  
1-1/2"X1" M.S FRAME OVER  
EXISTING COUNTER

M1:1/16" GAUGE  
STAINLESS STEEL  
SKIRTING OVER  
EXISTING COUNTER



**01 SECTION-01**  
400B 2"=1'-0"



**02 ELEVATION-02**  
400B 2"=1'-0"

**GENERAL NOTES:**  
DO NOT SCALE DRAWING.

- ALL WORK SHALL BE CARRIED OUT IN ACCORDANCE WITH LOCAL AUTHORITY REGULATIONS. THIS DRAWING IS COPYRIGHT TO SSP GROUP. DO NOT COPY DRAWING WITHOUT PRIOR CONSENT.

**NOTES:**

- MAIN CONTRACTOR TO CONFIRM ALL DIMENSIONS ON SITE PRIOR TO COMMENCING WORKS.
- ALL DRAWINGS ARE TO BE READ IN CONJUNCTION WITH ARCHITECTURAL SPECIFICATION.
- CONTRACTOR TO LIAISE AND COORDINATE STRUCTURAL, FIRE AND MECHANICAL ENGINEER'S SUMMARY, DRAWINGS AND SPECIFICATIONS & SATISFY ALL STATUTORY/REGULATORY CODES AS APPLICABLE PRIOR TO EXECUTION.

ALL DIMENSION SHOULD BE CONFIRMED AND CO-ORDINATE WITH SITE CONDITION IN SITE PRIOR INSTALLATION.

M2:BONDED SILVER MET  
(RAL 9007) COLOR SMOOTH  
METALLIC POWDER COATED  
0.009" GAUGE WELDED WIRE  
STEEL MESH OVER EXISTING  
COUNTER

M4:BONDED SILVER MET  
(RAL 9007) COLOR SMOOTH  
METALLIC POWDER COATED  
3/4"X3/4" M.S FRAME OVER  
EXISTING COUNTER

M4:BONDED SILVER MET  
(RAL 9007) COLOR SMOOTH  
METALLIC POWDER COATED  
3/4"X3/4" M.S FRAME OVER  
EXISTING COUNTER

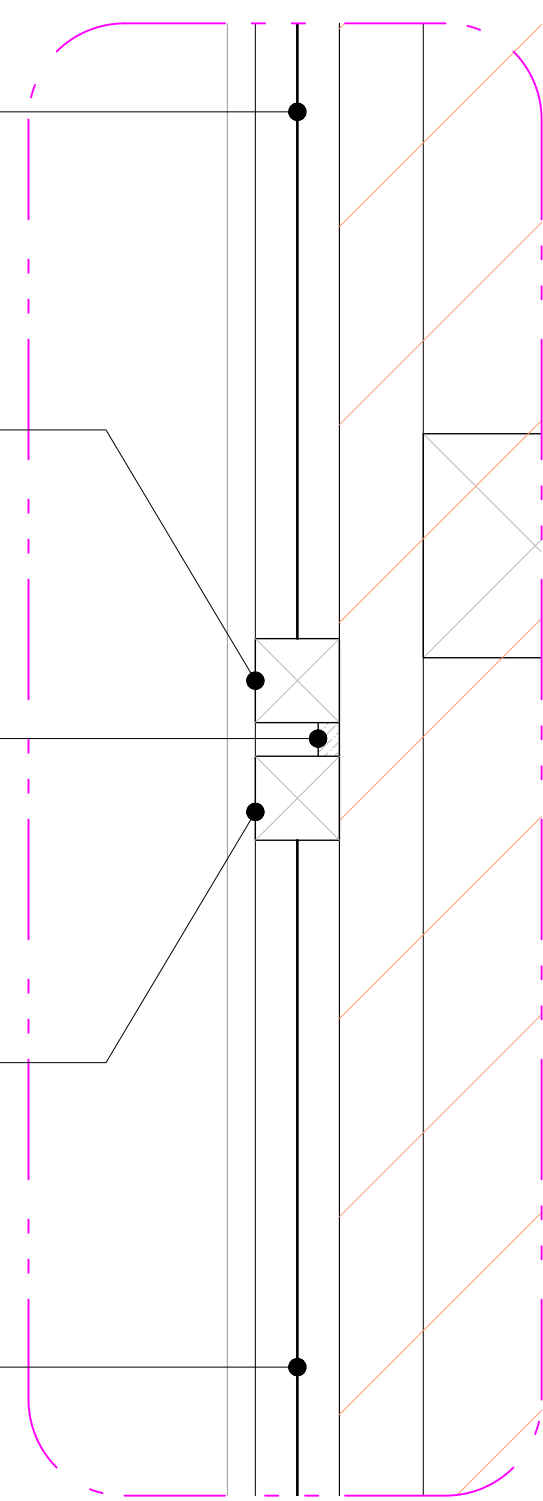
M2:BONDED SILVER MET(RAL  
9007) COLOR SMOOTH METALLIC  
POWDER COATED 0.009" GAUGE  
WELDED WIRE STEEL MESH OVER  
EXISTING COUNTER

M4:BONDED SILVER MET  
(RAL 9007) COLOR SMOOTH  
METALLIC POWDER COATED  
3/4"X3/4" M.S FRAME OVER  
EXISTING COUNTER

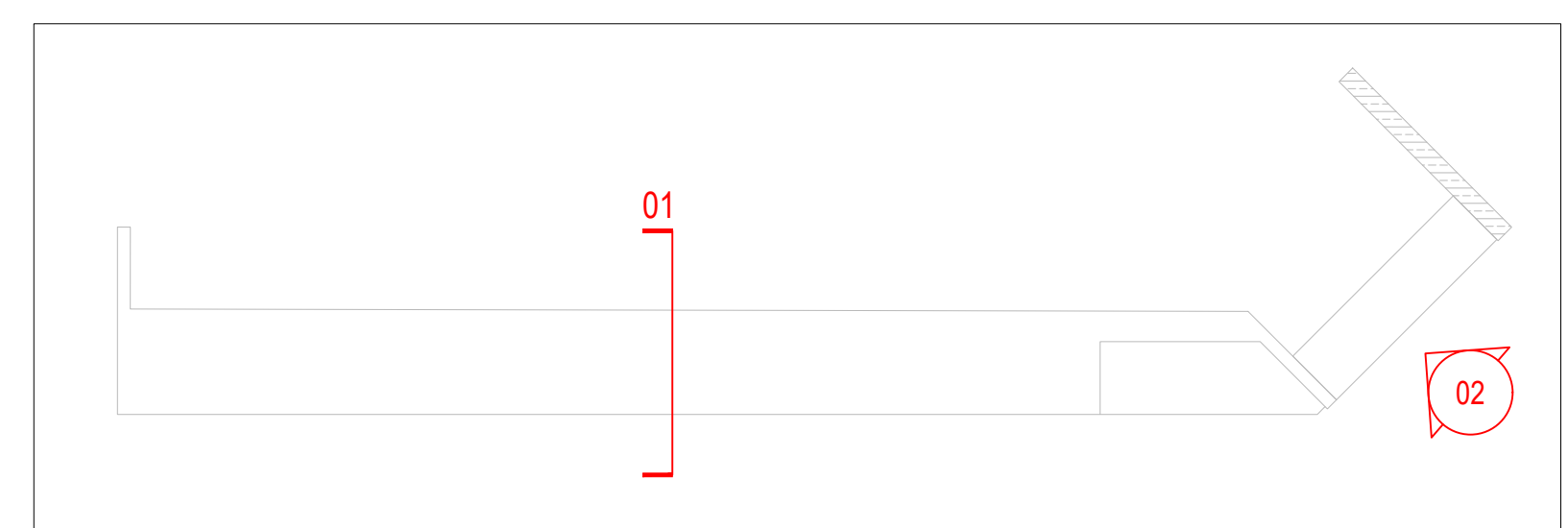
M4:BONDED SILVER MET  
(RAL 9007) COLOR SMOOTH  
METALLIC POWDER COATED  
0.15" METAL PLATE OVER  
EXISTING COUNTER

M4:BONDED SILVER MET  
(RAL 9007) COLOR SMOOTH  
METALLIC POWDER COATED  
3/4"X3/4" M.S FRAME OVER  
EXISTING COUNTER

M2:BONDED SILVER MET(RAL  
9007) COLOR SMOOTH METALLIC  
POWDER COATED 0.009" GAUGE  
WELDED WIRE STEEL MESH OVER  
EXISTING COUNTER



**DETAIL-A**  
(SCALE - 6"=1'-0")



**KEYPLAN**

P01	03.01.25	PERMIT SET	HOD NM
REV	DATE	DESCRIPTION	DRN CHK



PROJECT  
**BREWDOG  
HARTSFIELD-JACKSON ATLANTA  
INTERNATIONAL AIRPORT  
UNITED STATES**

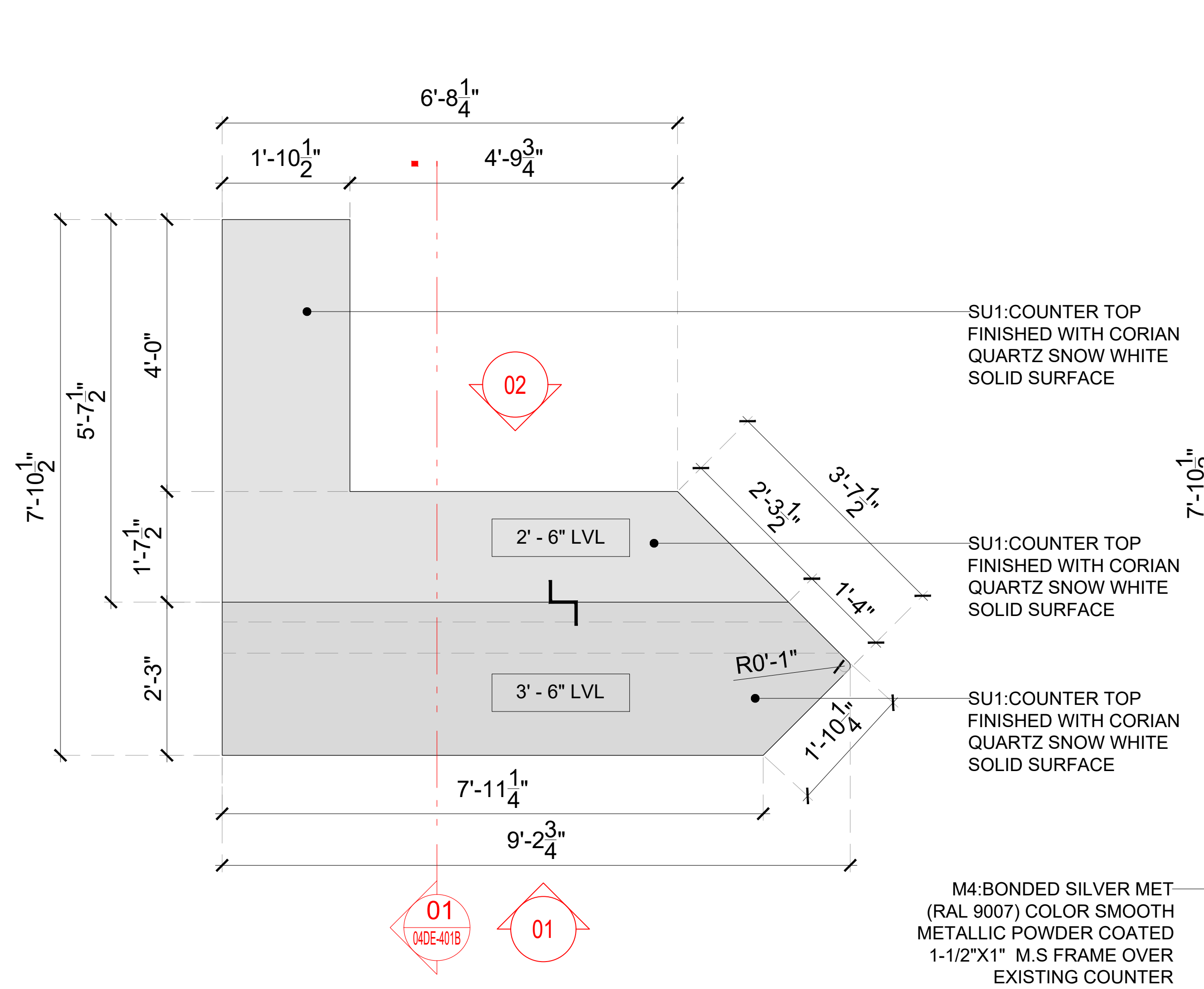
DRAWING TITLE  
**J01-BAR COUNTER DETAIL:  
PART-B**

SCALE AS MENTIONED DATE 03.01.2025 DRAWN HOD A1SHEET

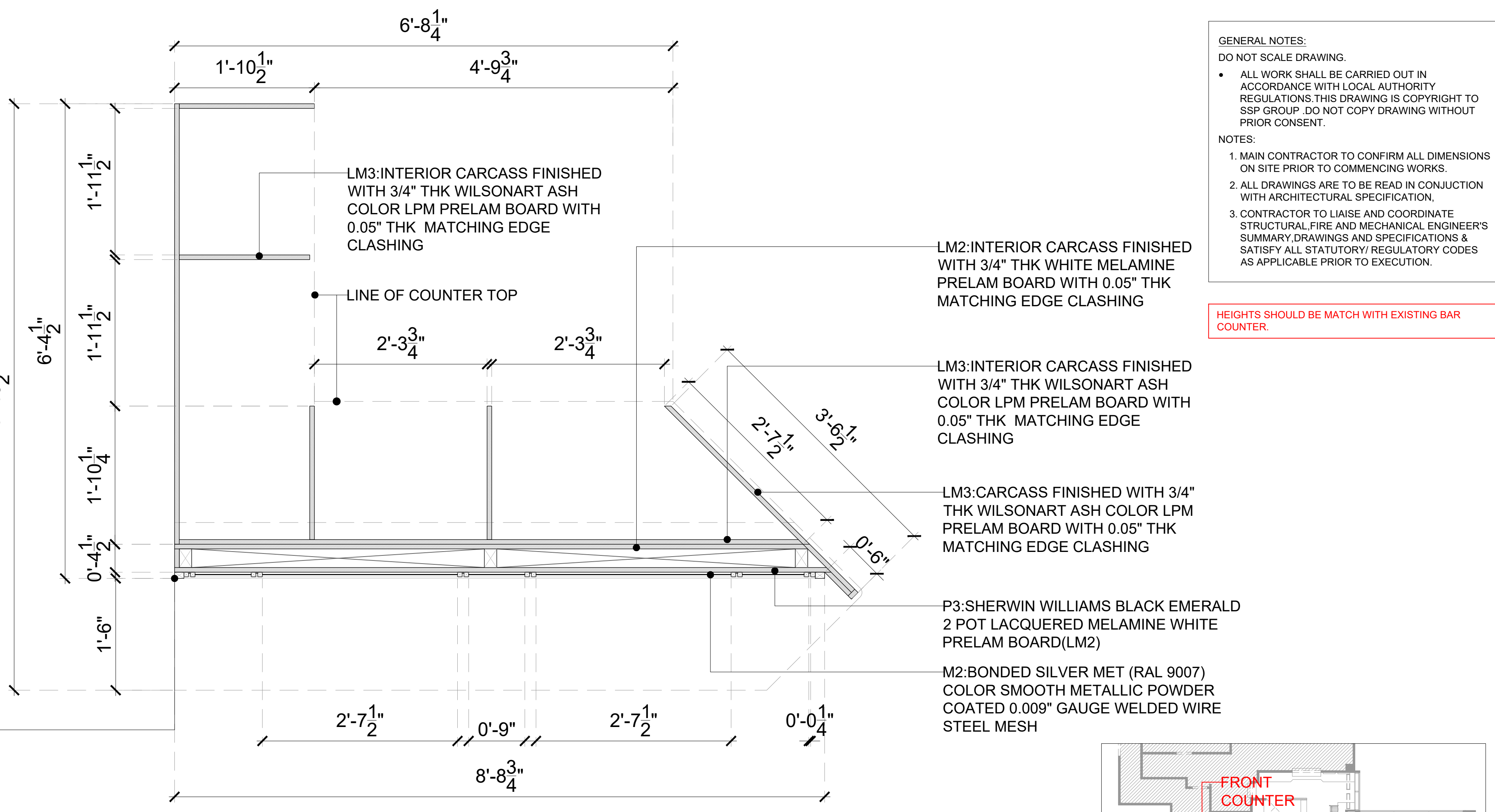
STATUS  
**PERMIT SET**

ORG	PROJECT NO	DRAWING TYPE	NUMBER	REV
SSP	2436	04DE	400B	P01





**01 TOP PLAN**  
401A 3/4"=1'-0"



**02 FRAMING PLAN @ 2'-5" LVL**  
401A 1"=1'-0"

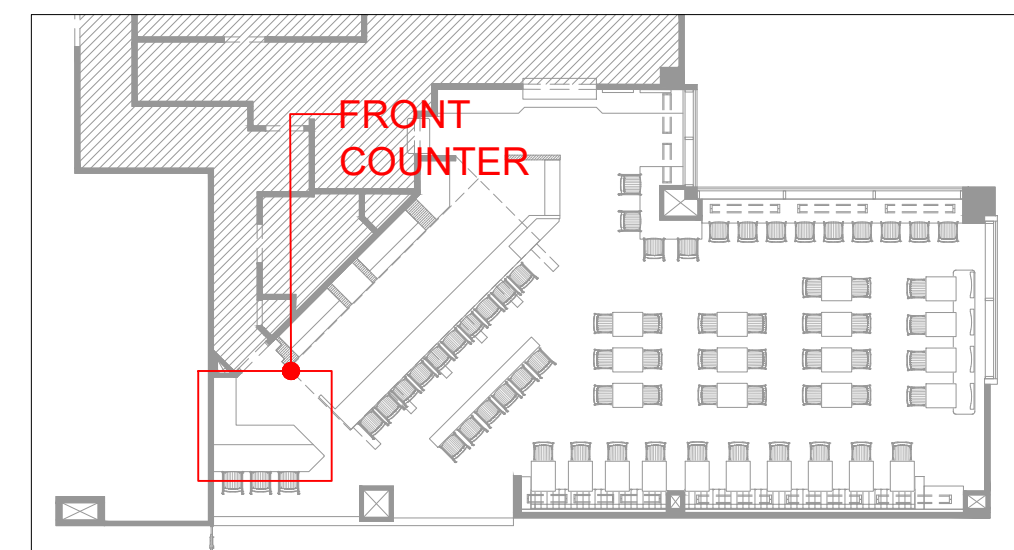
**GENERAL NOTES:**  
DO NOT SCALE DRAWING.

- ALL WORK SHALL BE CARRIED OUT IN ACCORDANCE WITH LOCAL AUTHORITY REGULATIONS. THIS DRAWING IS COPYRIGHT TO SSP GROUP. DO NOT COPY DRAWING WITHOUT PRIOR CONSENT.

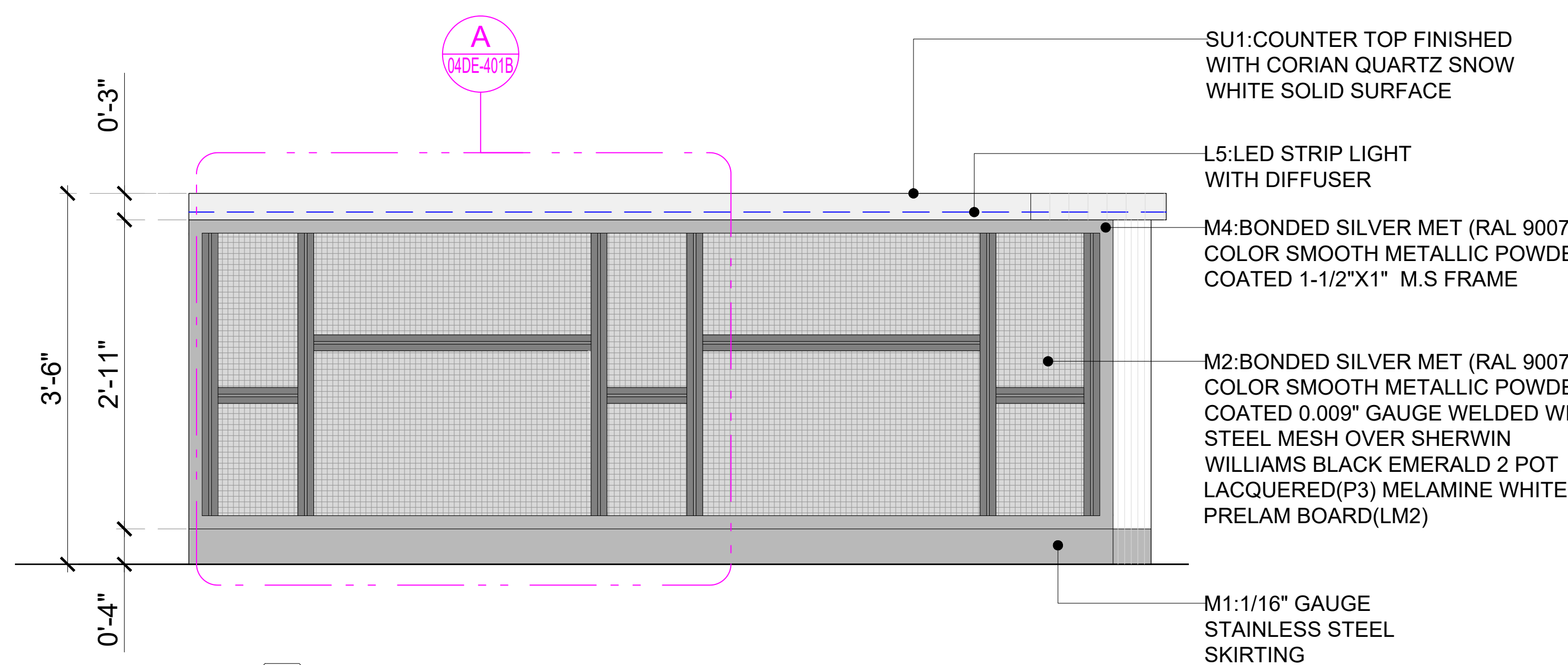
**NOTES:**

- MAIN CONTRACTOR TO CONFIRM ALL DIMENSIONS ON SITE PRIOR TO COMMENCING WORKS.
- ALL DRAWINGS ARE TO BE READ IN CONJUNCTION WITH ARCHITECTURAL SPECIFICATION.
- CONTRACTOR TO LIAISE AND COORDINATE STRUCTURAL, FIRE AND MECHANICAL ENGINEER'S SUMMARY, DRAWINGS AND SPECIFICATIONS & SATISFY ALL STATUTORY/REGULATORY CODES AS APPLICABLE PRIOR TO EXECUTION.

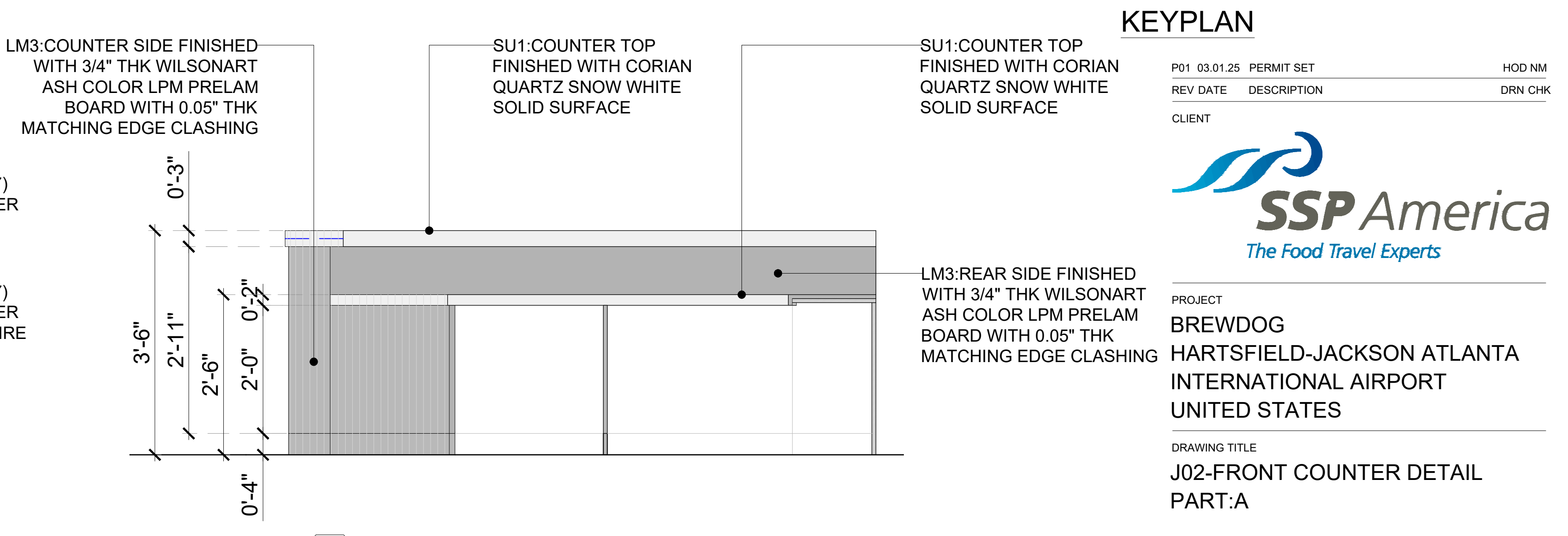
HEIGHTS SHOULD BE MATCH WITH EXISTING BAR COUNTER.



**KEYPLAN**



**03 ELEVATION-01**  
401A 1"=1'-0"



**04 ELEVATION-02**  
401A 3/4"=1'-0"

P01 03.01.25	PERMIT SET	HOD NM
REV DATE	DESCRIPTION	DRN CHK
CLIENT		



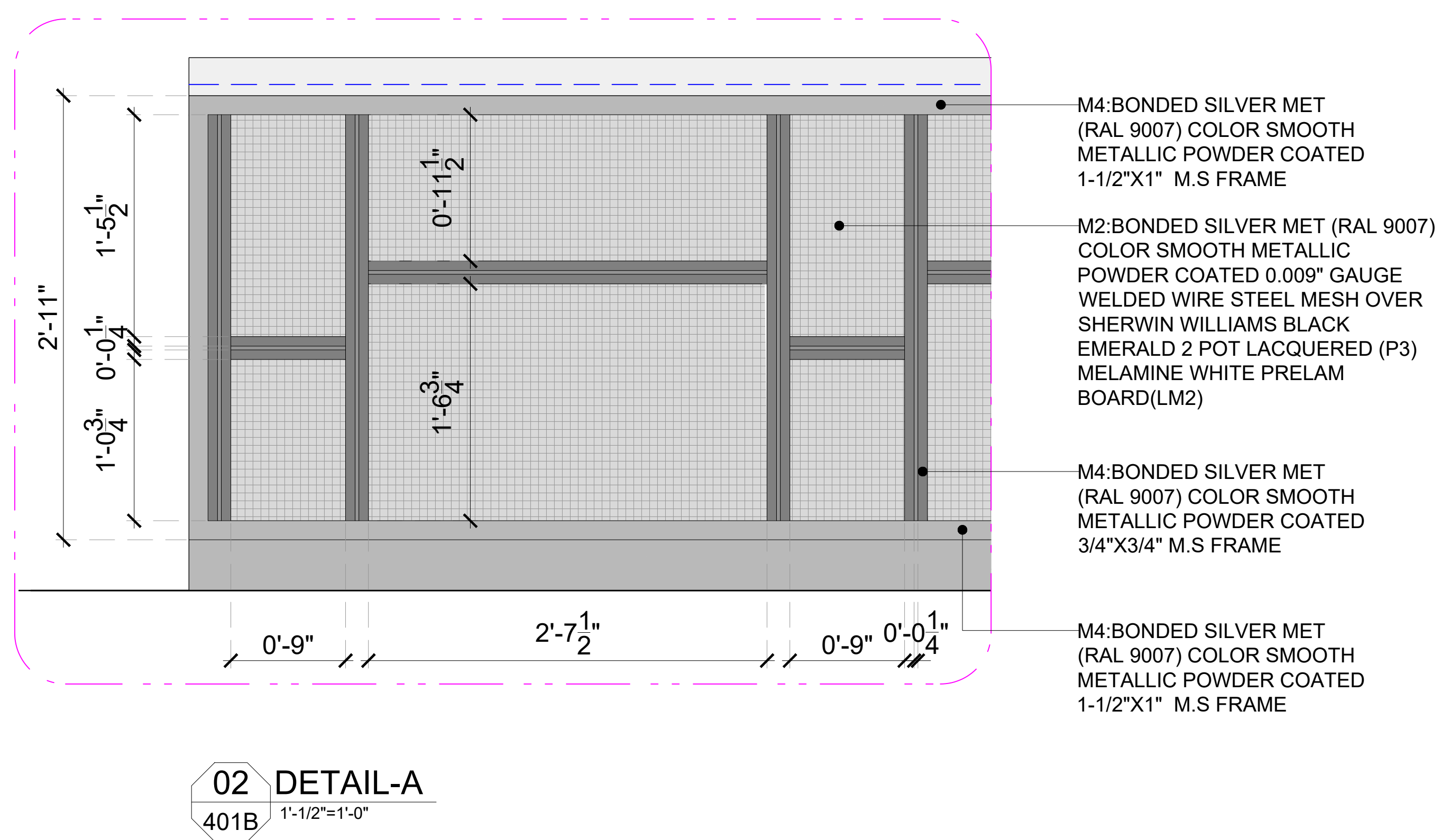
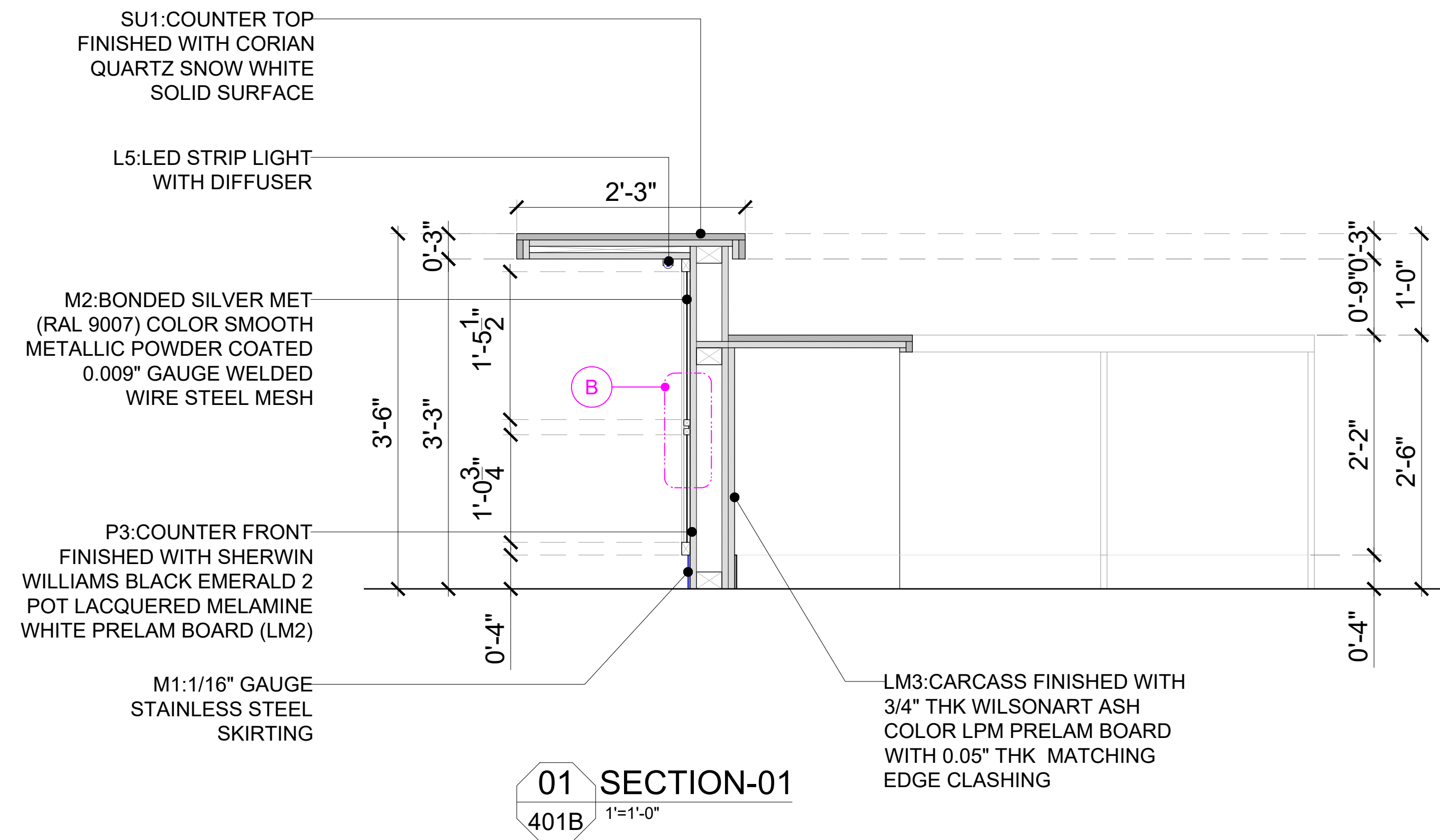
PROJECT  
**BREWDOG**  
HARTSFIELD-JACKSON ATLANTA  
INTERNATIONAL AIRPORT  
UNITED STATES

DRAWING TITLE  
**J02-FRONT COUNTER DETAIL**  
PART: A

SCALE AS MENTIONED DATE 03.01.2025 DRAWN HOD A1SHEET

STATUS  
**PERMIT SET**

ORG PROJECT NO DRAWING TYPE NUMBER REV  
**SSP 2436 04DE 401A P01**



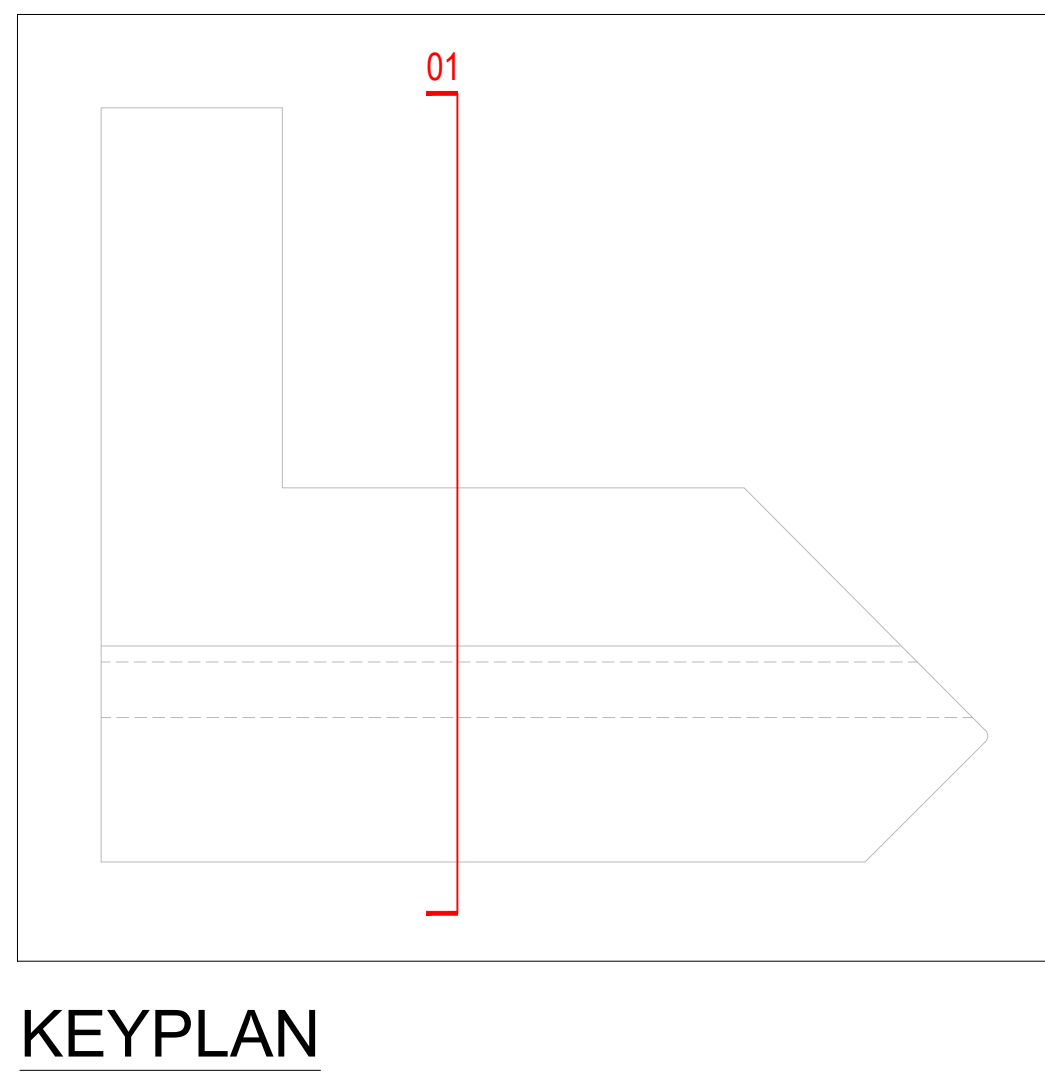
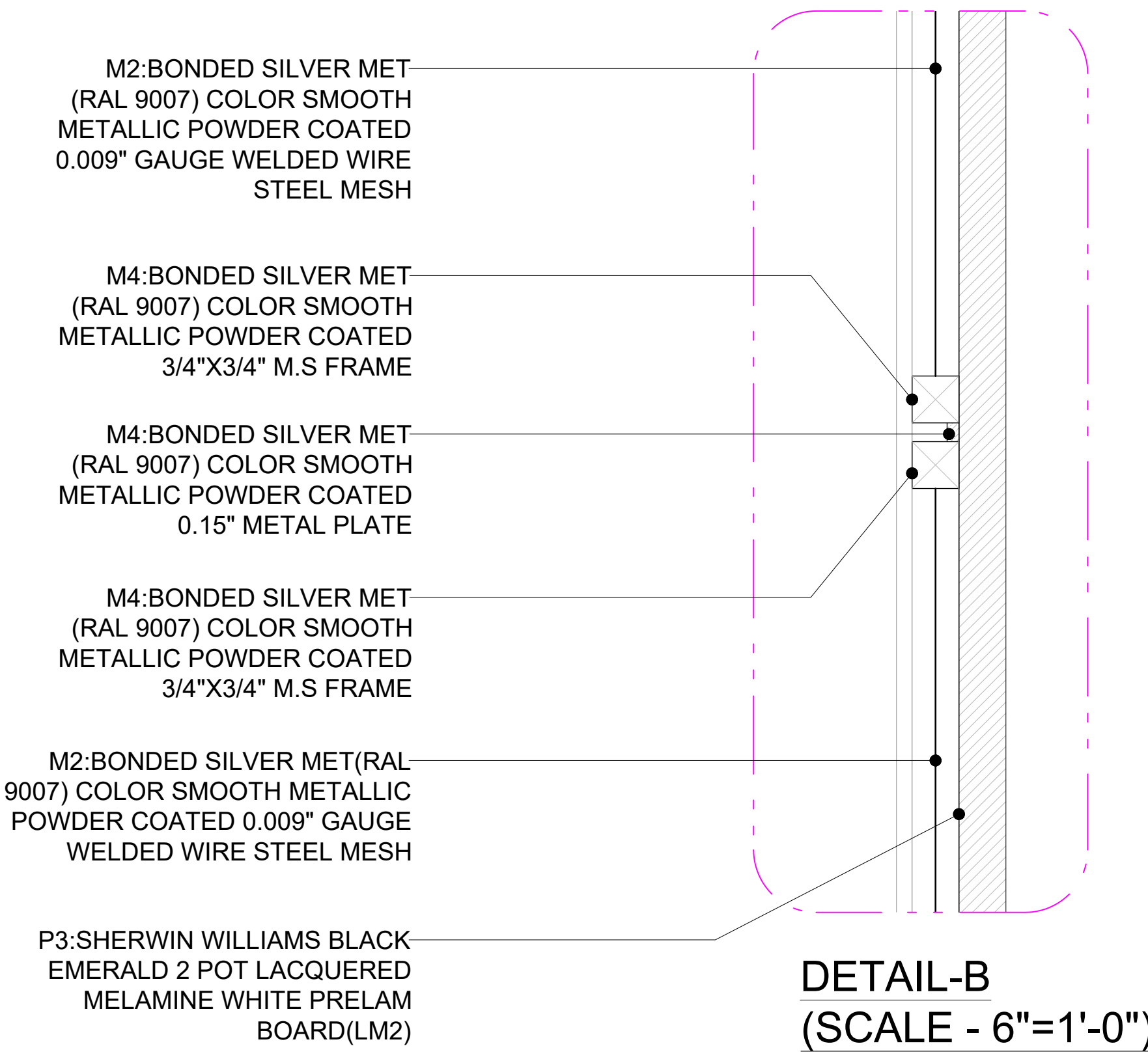
**GENERAL NOTES:**  
DO NOT SCALE DRAWING.

- ALL WORK SHALL BE CARRIED OUT IN ACCORDANCE WITH LOCAL AUTHORITY REGULATIONS. THIS DRAWING IS COPYRIGHT TO SSP GROUP. DO NOT COPY DRAWING WITHOUT PRIOR CONSENT.

**NOTES:**

- MAIN CONTRACTOR TO CONFIRM ALL DIMENSIONS ON SITE PRIOR TO COMMENCING WORKS.
- ALL DRAWINGS ARE TO BE READ IN CONJUNCTION WITH ARCHITECTURAL SPECIFICATION.
- CONTRACTOR TO LIAISE AND COORDINATE STRUCTURAL, FIRE AND MECHANICAL ENGINEER'S SUMMARY, DRAWINGS AND SPECIFICATIONS & SATISFY ALL STATUTORY/ REGULATORY CODES AS APPLICABLE PRIOR TO EXECUTION.

HEIGHTS SHOULD BE MATCH WITH EXISTING BAR COUNTER.



P01 03.01.25	PERMIT SET	HOD NM
REV DATE	DESCRIPTION	DRN CHK

CLIENT

**SSP America**  
The Food Travel Experts

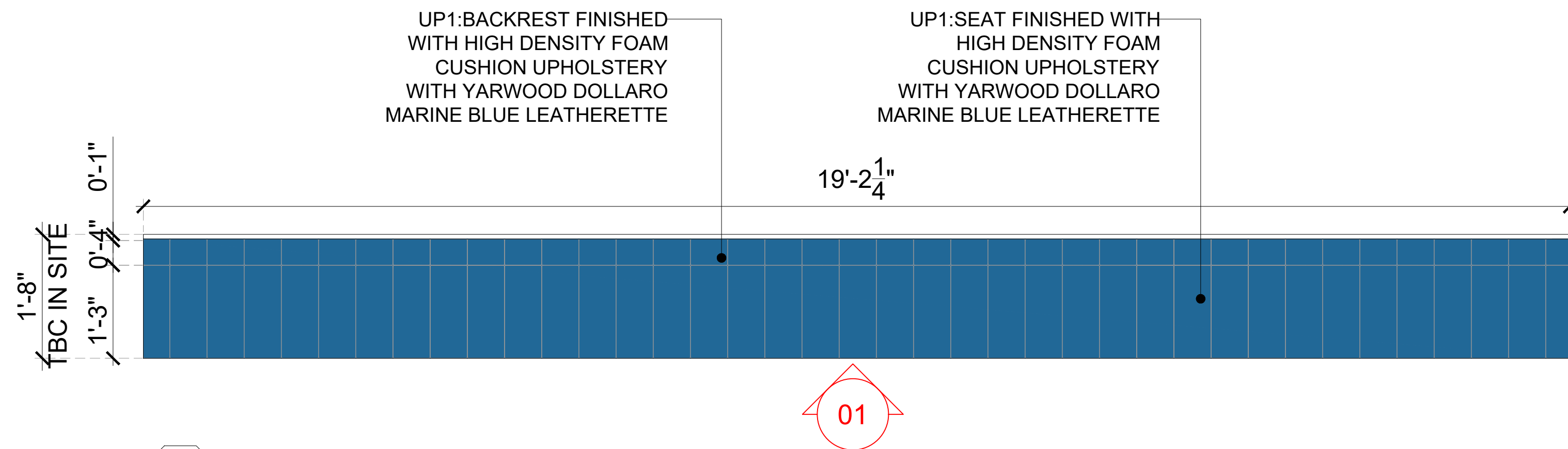
PROJECT  
BREWDOG  
HARTSFIELD-JACKSON ATLANTA  
INTERNATIONAL AIRPORT  
UNITED STATES

DRAWING TITLE  
J02-FRONT COUNTER DETAIL  
PART: B

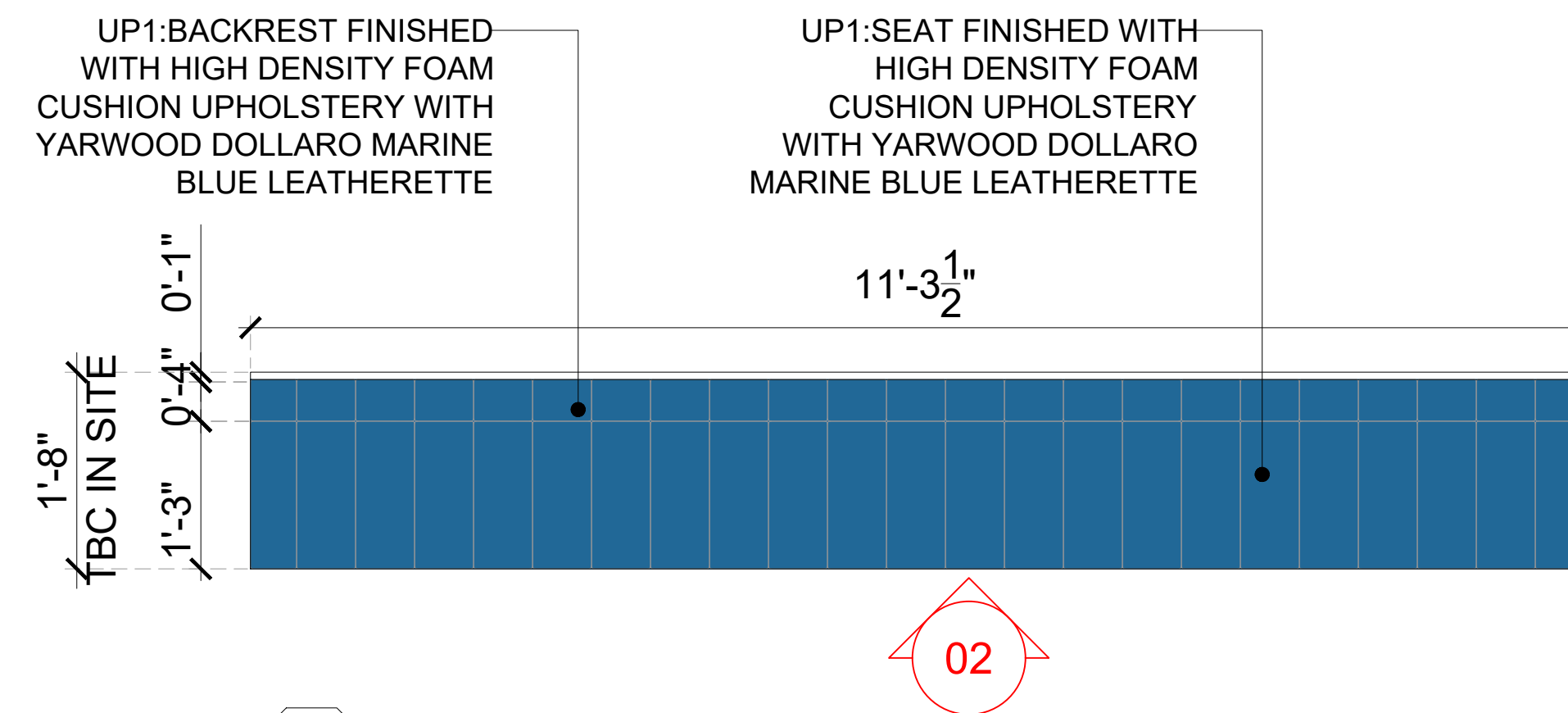
SCALE AS MENTIONED DATE 03.01.2025 DRAWN HOD A1SHEET

STATUS  
PERMIT SET

ORG	PROJECT NO	DRAWING TYPE	NUMBER	REV
SSP	2436	04DE	401B	P01



**01 BANQUETTE SEAT-01 TOP PLAN**  
402 3/4"=1'-0"



**02 BANQUETTE SEAT-02 TOP PLAN**  
402 3/4"=1'-0"

**GENERAL NOTES:**  
DO NOT SCALE DRAWING.

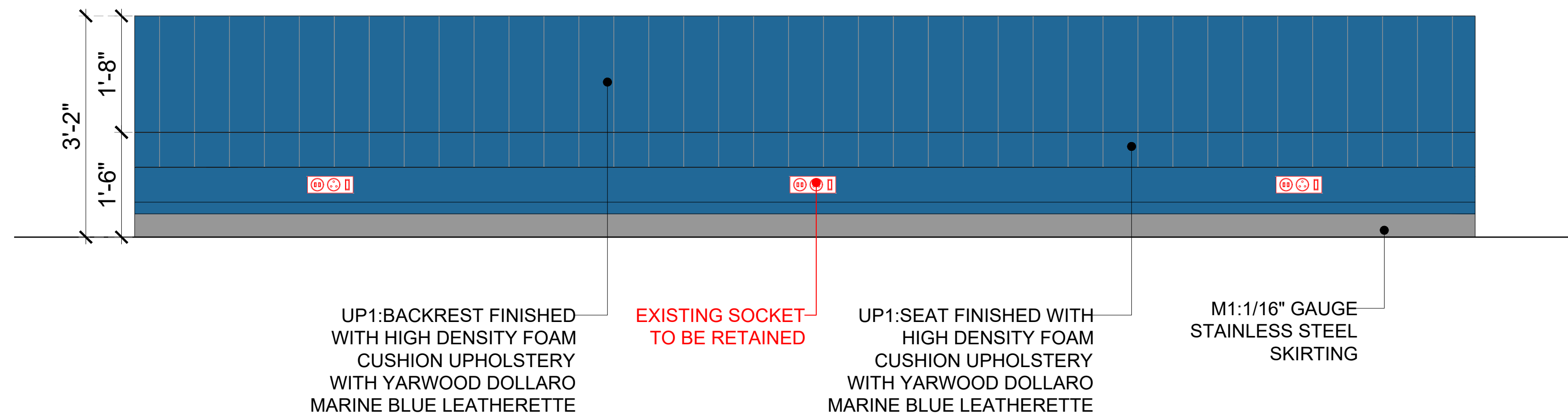
- ALL WORK SHALL BE CARRIED OUT IN ACCORDANCE WITH LOCAL AUTHORITY REGULATIONS. THIS DRAWING IS COPYRIGHT TO SSP GROUP. DO NOT COPY DRAWING WITHOUT PRIOR CONSENT.

**NOTES:**

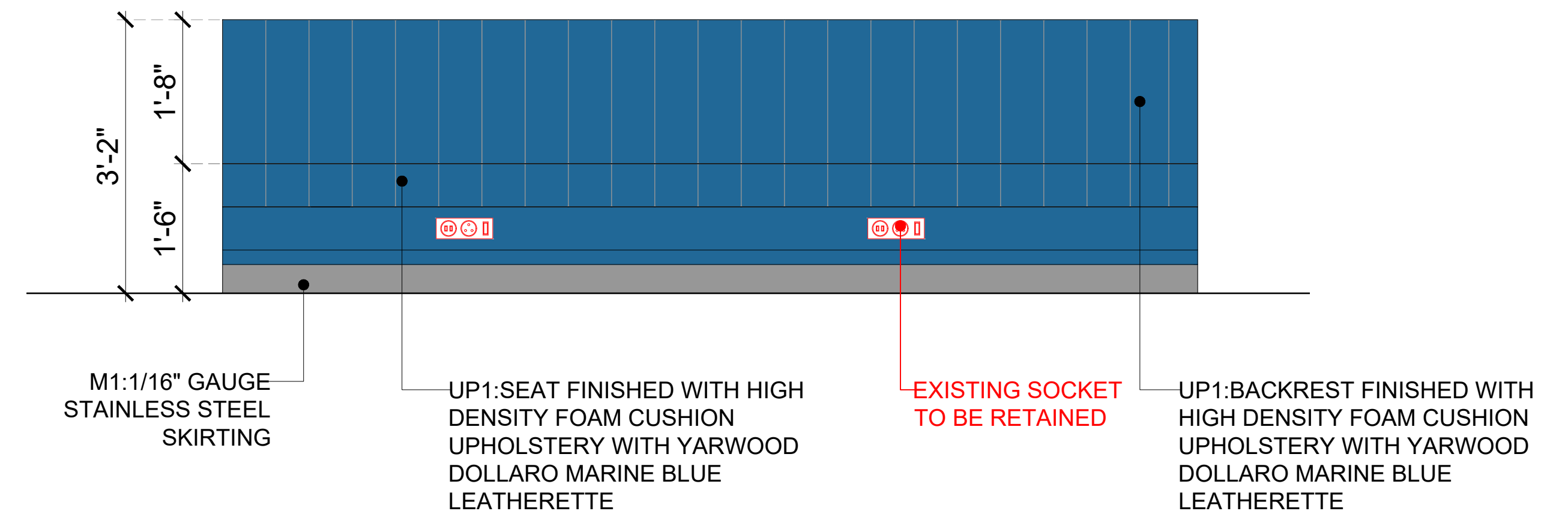
- MAIN CONTRACTOR TO CONFIRM ALL DIMENSIONS ON SITE PRIOR TO COMMENCING WORKS.
- ALL DRAWINGS ARE TO BE READ IN CONJUNCTION WITH ARCHITECTURAL SPECIFICATION.
- CONTRACTOR TO LIAISE AND COORDINATE STRUCTURAL, FIRE AND MECHANICAL ENGINEER'S SUMMARY, DRAWINGS AND SPECIFICATIONS & SATISFY ALL STATUTORY/ REGULATORY CODES AS APPLICABLE PRIOR TO EXECUTION.

ALL DIMENSION SHOULD BE CONFIRMED AND CO-ORDINATE WITH SITE CONDITION IN SITE PRIOR INSTALLATION.

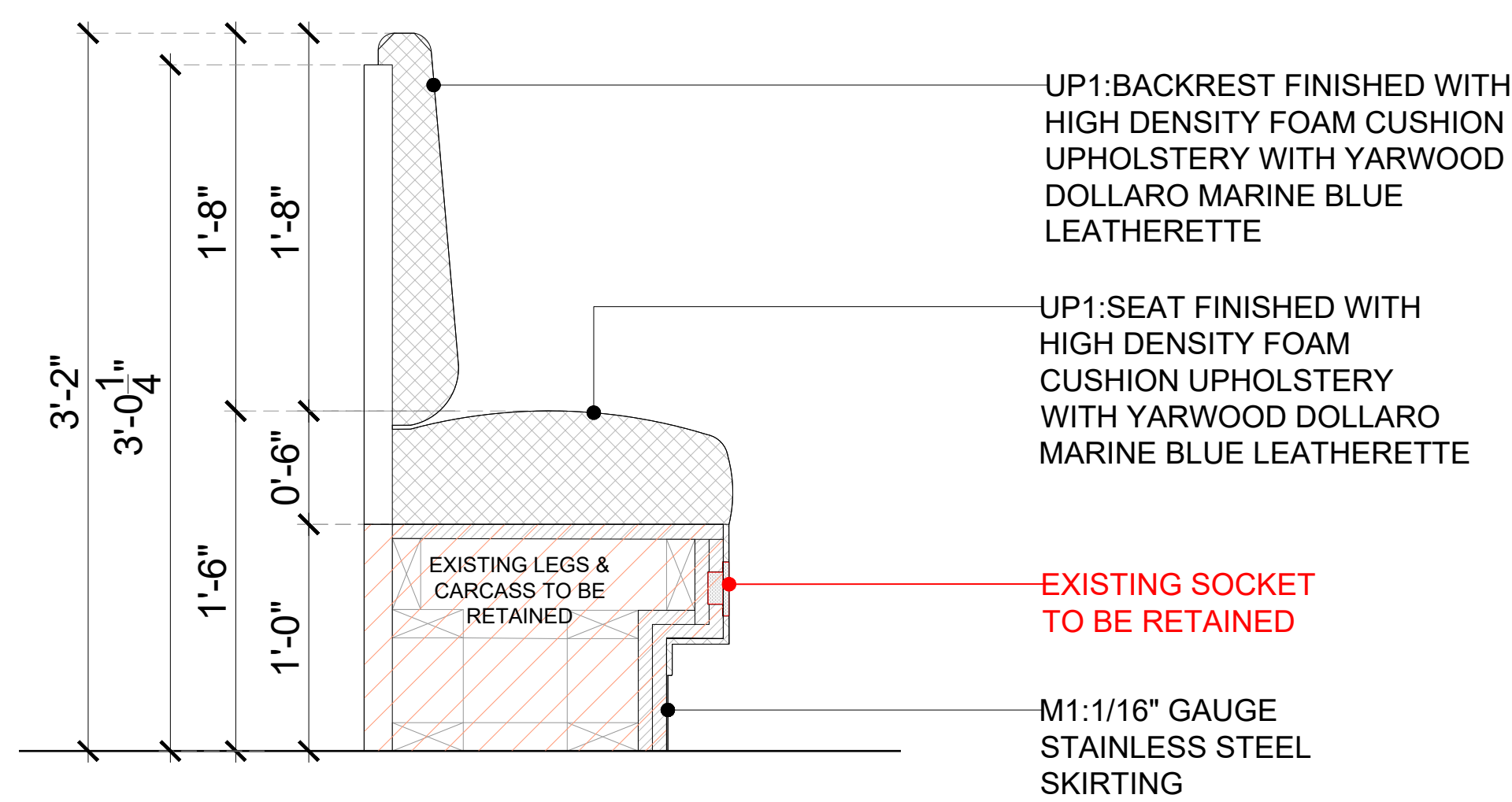
EXISTING BANQUETTE CARCASS TO BE RETAINED, CUSHION STRIPPED OUT FOR NEW FINISH



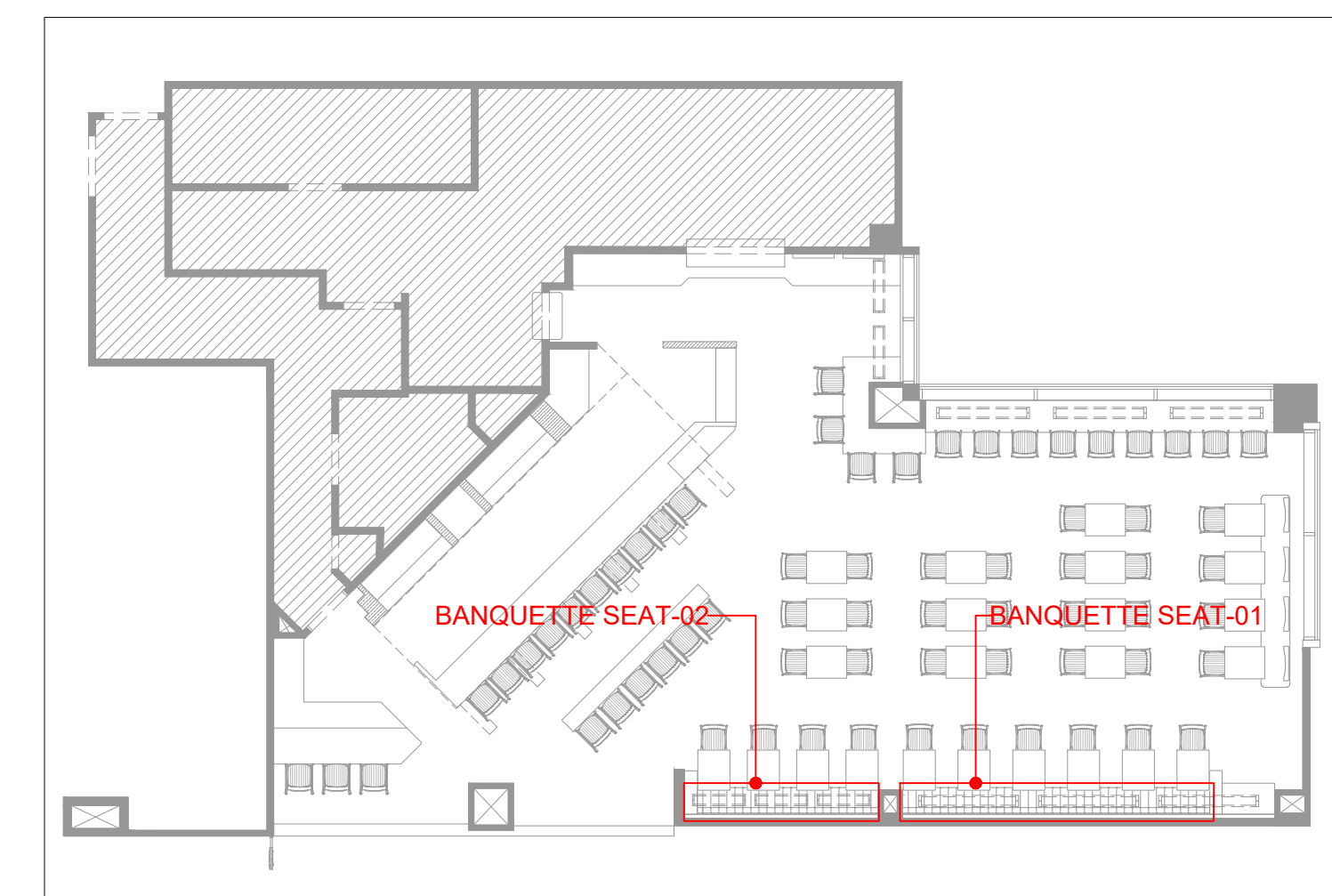
**03 ELEVATION-01**  
402 3/4"=1'-0"



**04 ELEVATION-02**  
402 3/4"=1'-0"



**06 TYPICAL SECTION**  
402 1-1/2"=1'-0"



**KEY PLAN**

P01 03.01.25	PERMIT SET	HOD NM
REV DATE	DESCRIPTION	DRN CHK



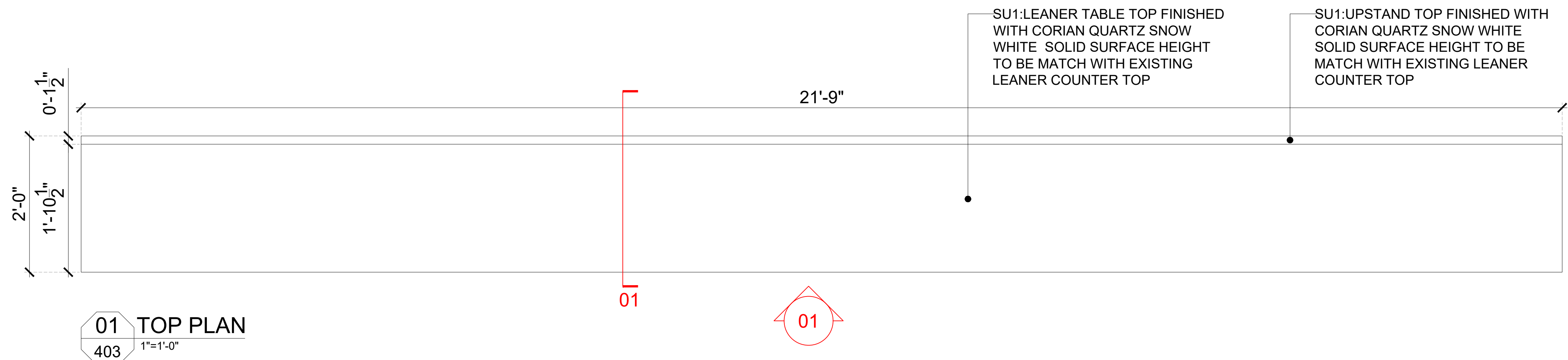
PROJECT  
**BREWDOG**  
HARTSFIELD-JACKSON ATLANTA  
INTERNATIONAL AIRPORT  
UNITED STATES

DRAWING TITLE  
**J03-BANQUETTE SEAT DETAIL**

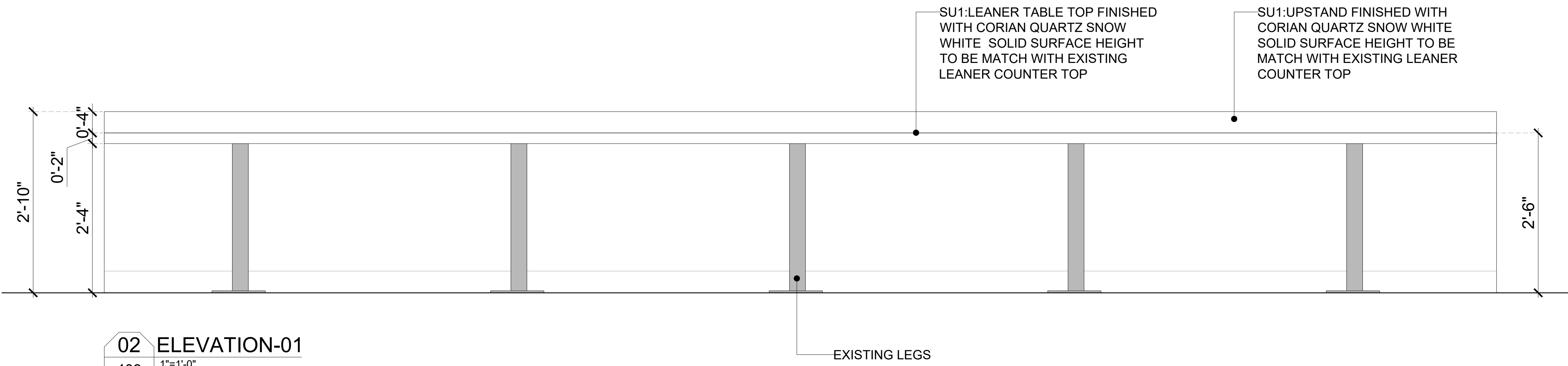
SCALE AS MENTIONED DATE 03.01.2025 DRAWN HOD A1SHEET

STATUS  
**PERMIT SET**

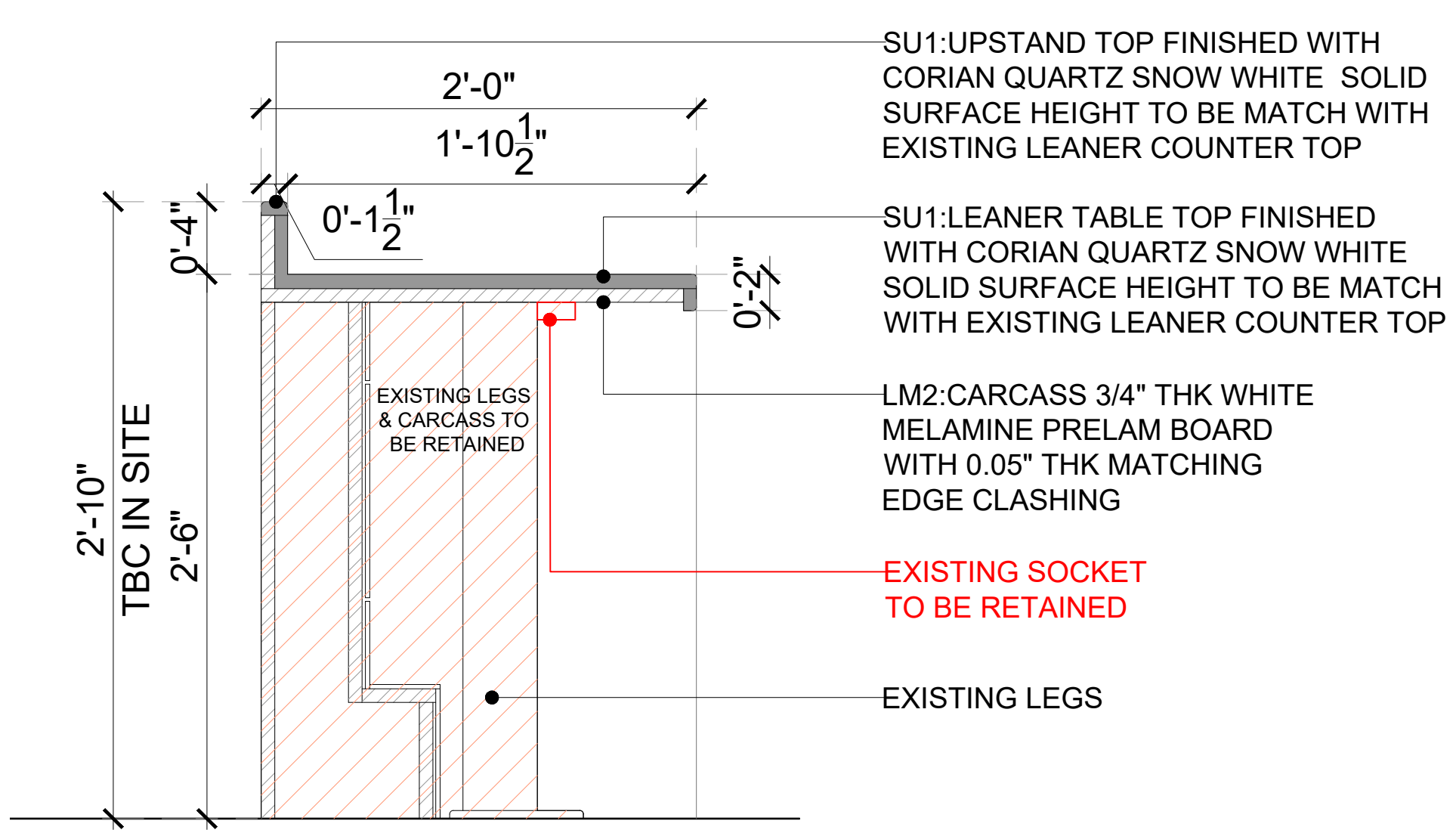
ORG	PROJECT NO	DRAWING TYPE	NUMBER	REV
SSP	2436	04DE	402	P01



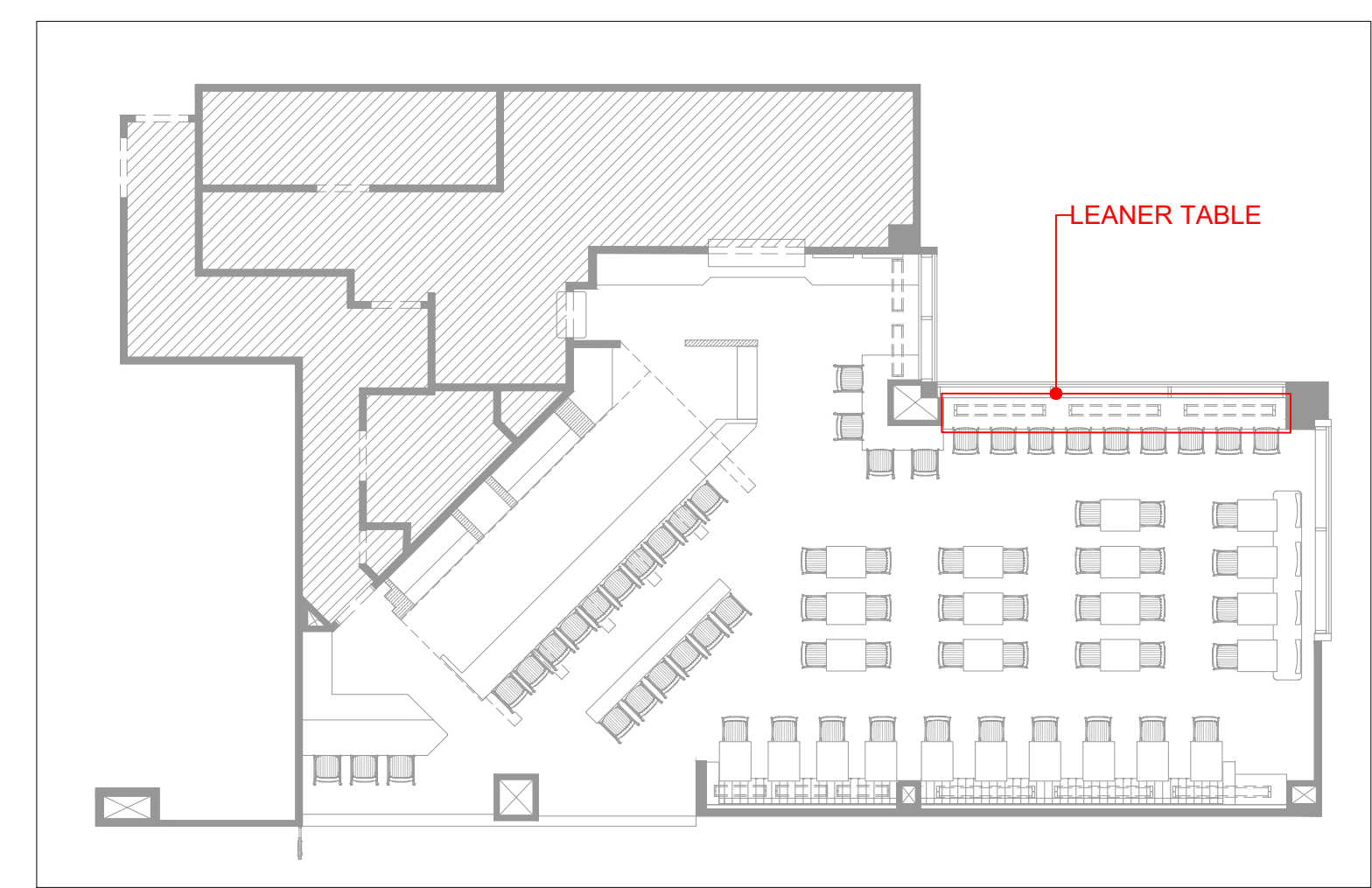
**01 TOP PLAN**  
403 1"=1'-0"



**02 ELEVATION-01**  
403 1"=1'-0"



**03 SECTION-01**  
403 1-1/2"=1'-0"



**KEY PLAN**

**GENERAL NOTES:**  
DO NOT SCALE DRAWING.

- ALL WORK SHALL BE CARRIED OUT IN ACCORDANCE WITH LOCAL AUTHORITY REGULATIONS. THIS DRAWING IS COPYRIGHT TO SSP GROUP. DO NOT COPY DRAWING WITHOUT PRIOR CONSENT.

**NOTES:**

- MAIN CONTRACTOR TO CONFIRM ALL DIMENSIONS ON SITE PRIOR TO COMMENCING WORKS.
- ALL DRAWINGS ARE TO BE READ IN CONJUNCTION WITH ARCHITECTURAL SPECIFICATION.
- CONTRACTOR TO LIAISE AND COORDINATE STRUCTURAL, FIRE AND MECHANICAL ENGINEER'S SUMMARY, DRAWINGS AND SPECIFICATIONS & SATISFY ALL STATUTORY/ REGULATORY CODES AS APPLICABLE PRIOR TO EXECUTION.

ALL DIMENSION SHOULD BE CONFIRMED AND CO-ORDINATE WITH SITE CONDITION IN SITE PRIOR INSTALLATION.

P01 03.01.25	PERMIT SET	HOD NM
REV DATE	DESCRIPTION	DRN CHK



PROJECT  
**BREWDOG**  
HARTSFIELD-JACKSON ATLANTA  
INTERNATIONAL AIRPORT  
UNITED STATES

DRAWING TITLE  
**J04-LEANER TABLE DETAIL**

SCALE AS MENTIONED DATE 03.01.2025 DRAWN HOD A1SHEET

STATUS  
**PERMIT SET**

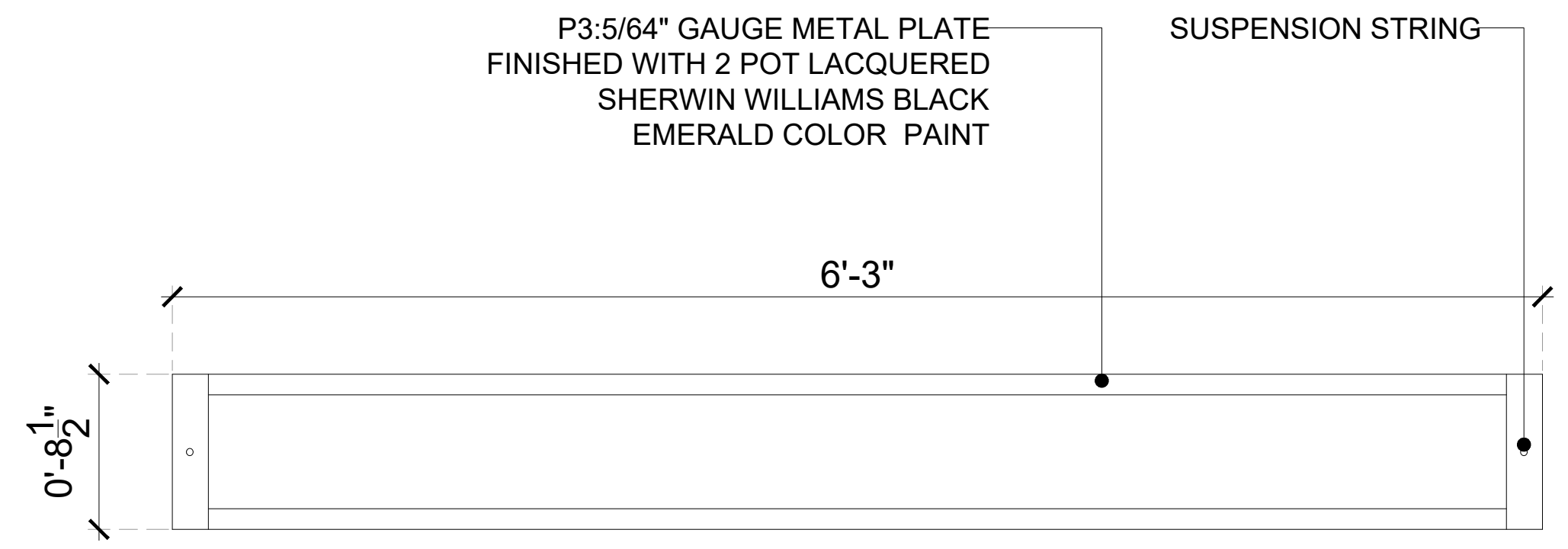
ORG	PROJECT NO	DRAWING TYPE	NUMBER	REV
SSP	2436	04DE	403	P01

**GENERAL NOTES:**  
DO NOT SCALE DRAWING.

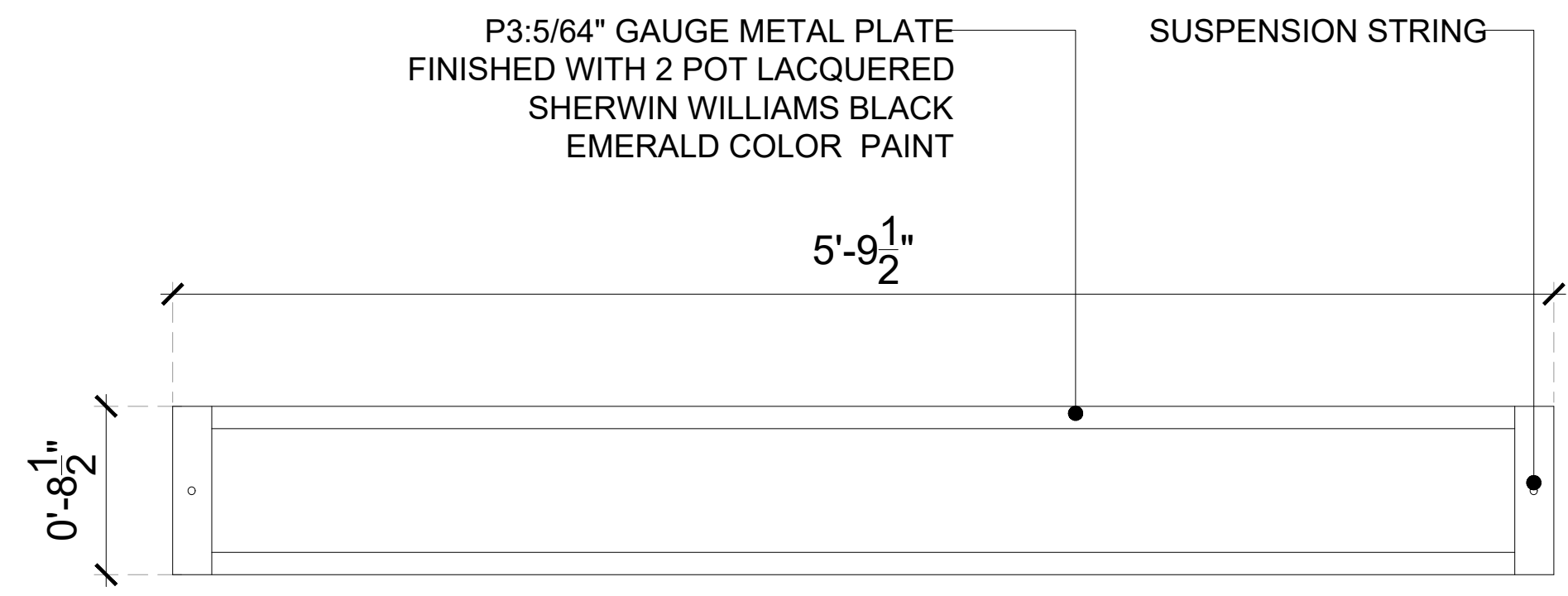
- ALL WORK SHALL BE CARRIED OUT IN ACCORDANCE WITH LOCAL AUTHORITY REGULATIONS. THIS DRAWING IS COPYRIGHT TO SSP GROUP. DO NOT COPY DRAWING WITHOUT PRIOR CONSENT.

**NOTES:**

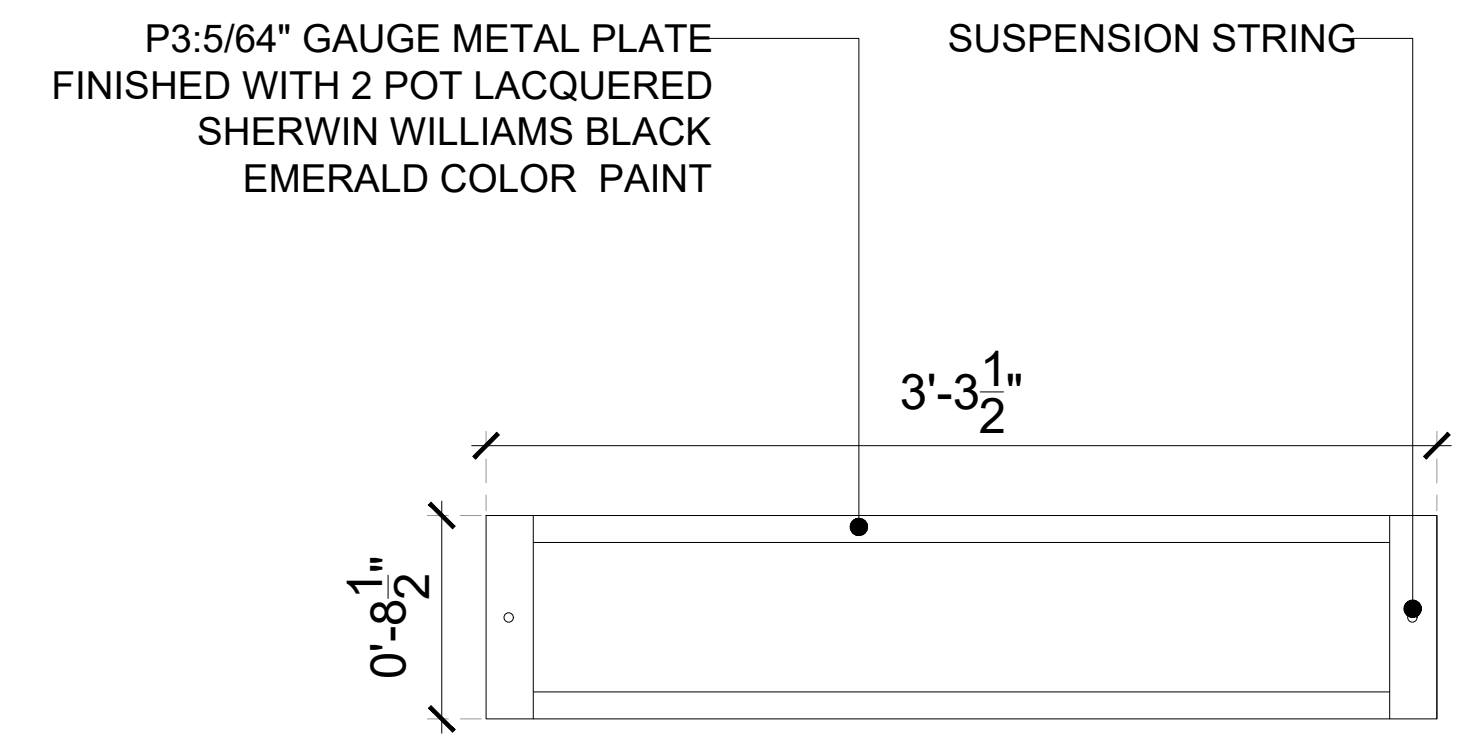
- MAIN CONTRACTOR TO CONFIRM ALL DIMENSIONS ON SITE PRIOR TO COMMENCING WORKS.
- ALL DRAWINGS ARE TO BE READ IN CONJUNCTION WITH ARCHITECTURAL SPECIFICATION.
- CONTRACTOR TO LIAISE AND COORDINATE STRUCTURAL, FIRE AND MECHANICAL ENGINEER'S SUMMARY, DRAWINGS AND SPECIFICATIONS & SATISFY ALL STATUTORY/ REGULATORY CODES AS APPLICABLE PRIOR TO EXECUTION.



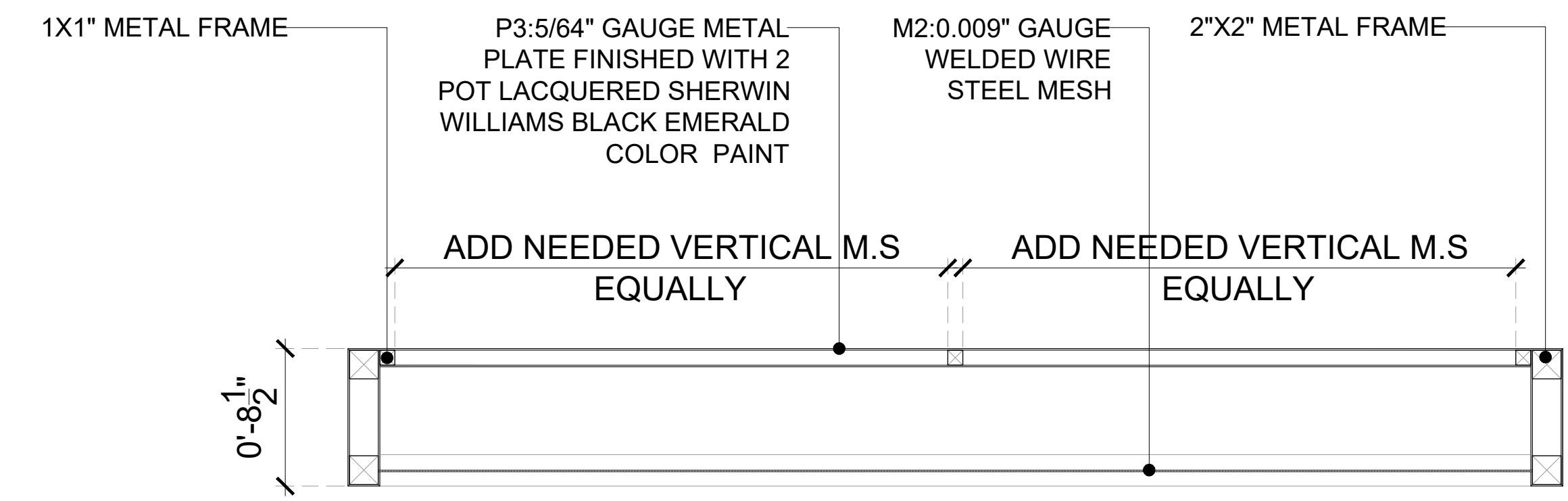
**01 TOP PLAN PLANTER BOX-01(3 NOS )**  
404 1-1/2"=1'-0"



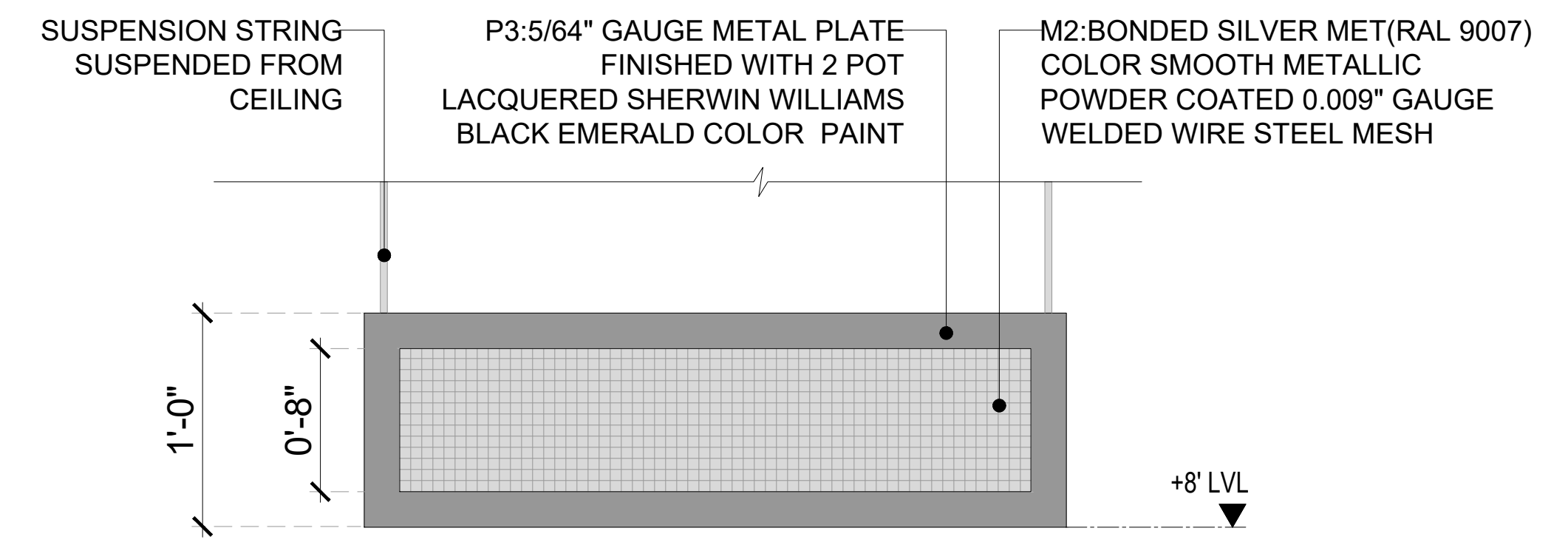
**02 TOP PLAN PLANTER BOX-02(3 NOS )**  
404 1-1/2"=1'-0"



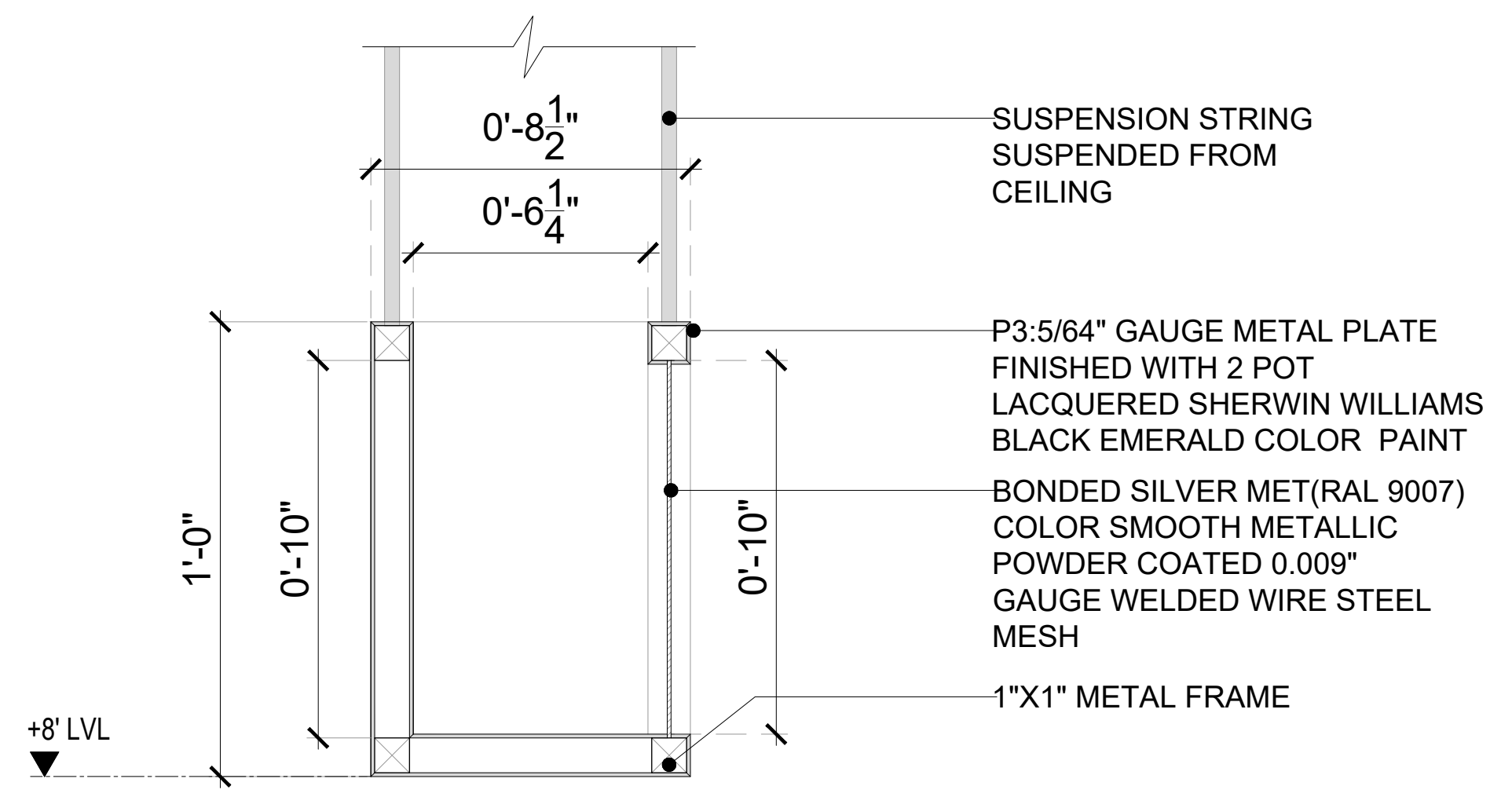
**03 TOP PLAN PLANTER BOX-03 (5 NOS )**  
404 1-1/2"=1'-0"



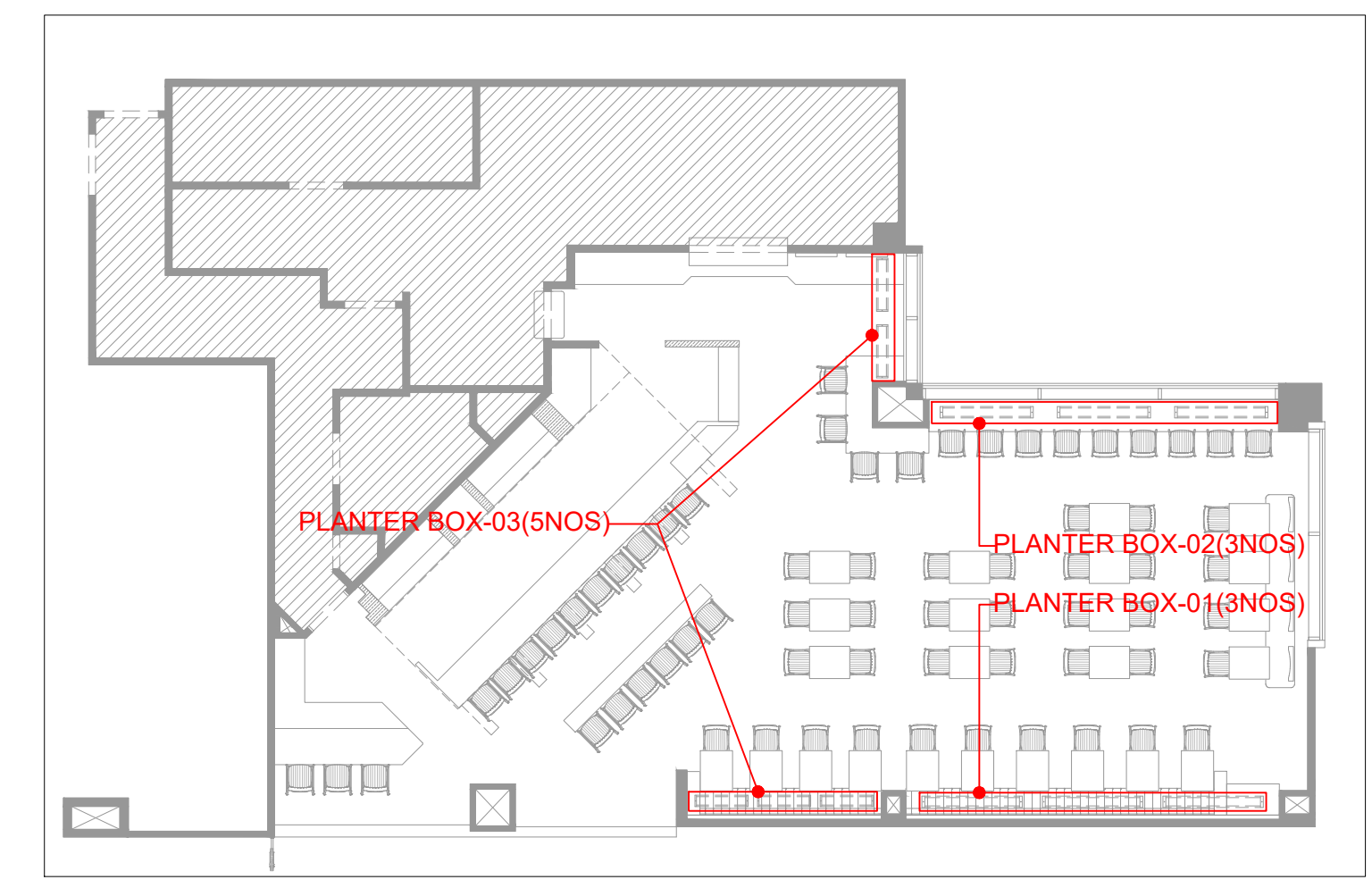
**04 TYPICAL FRAMING PLAN @0'-4 1/2" LVL**  
404 1-1/2"=1'-0"



**05 TYPICAL ELEVATION**  
404 1-1/2"=1'-0"



**06 TYPICAL SECTION**  
404 3"=1'-0"



**KEY PLAN**

P01 03.01.25	PERMIT SET	HOD NM
REV DATE	DESCRIPTION	DRN CHK



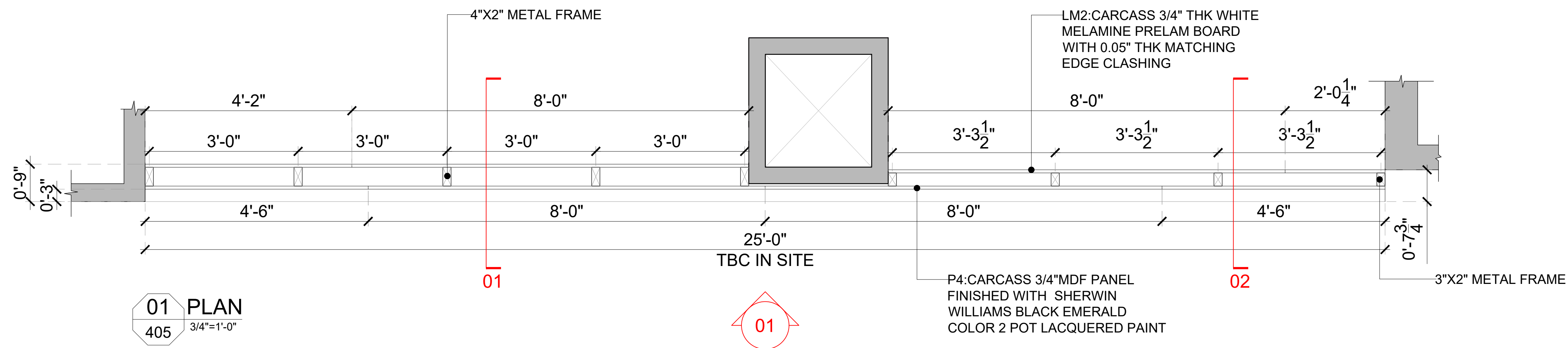
PROJECT  
**BREWDOG  
HARTSFIELD-JACKSON ATLANTA  
INTERNATIONAL AIRPORT  
UNITED STATES**

DRAWING TITLE  
**J05-PLANTER BOX DETAIL**

SCALE AS MENTIONED DATE 03.01.2025 DRAWN HOD A1SHEET

STATUS  
**PERMIT SET**

ORG	PROJECT NO	DRAWING TYPE	NUMBER	REV
SSP	2436	04DE	404	P01



**01 PLAN**  
405 3/4"=1'-0"

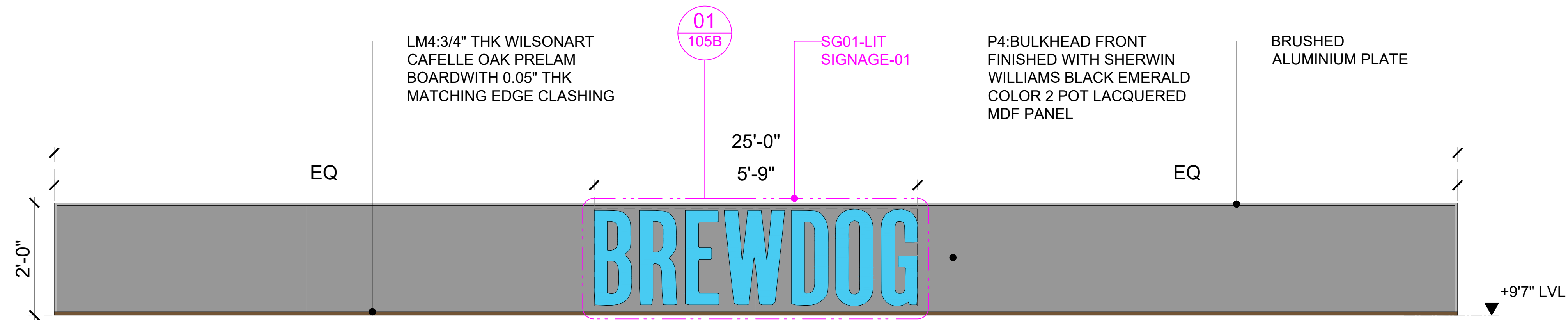
**GENERAL NOTES:**  
DO NOT SCALE DRAWING.

- ALL WORK SHALL BE CARRIED OUT IN ACCORDANCE WITH LOCAL AUTHORITY REGULATIONS. THIS DRAWING IS COPYRIGHT TO SSP GROUP. DO NOT COPY DRAWING WITHOUT PRIOR CONSENT.

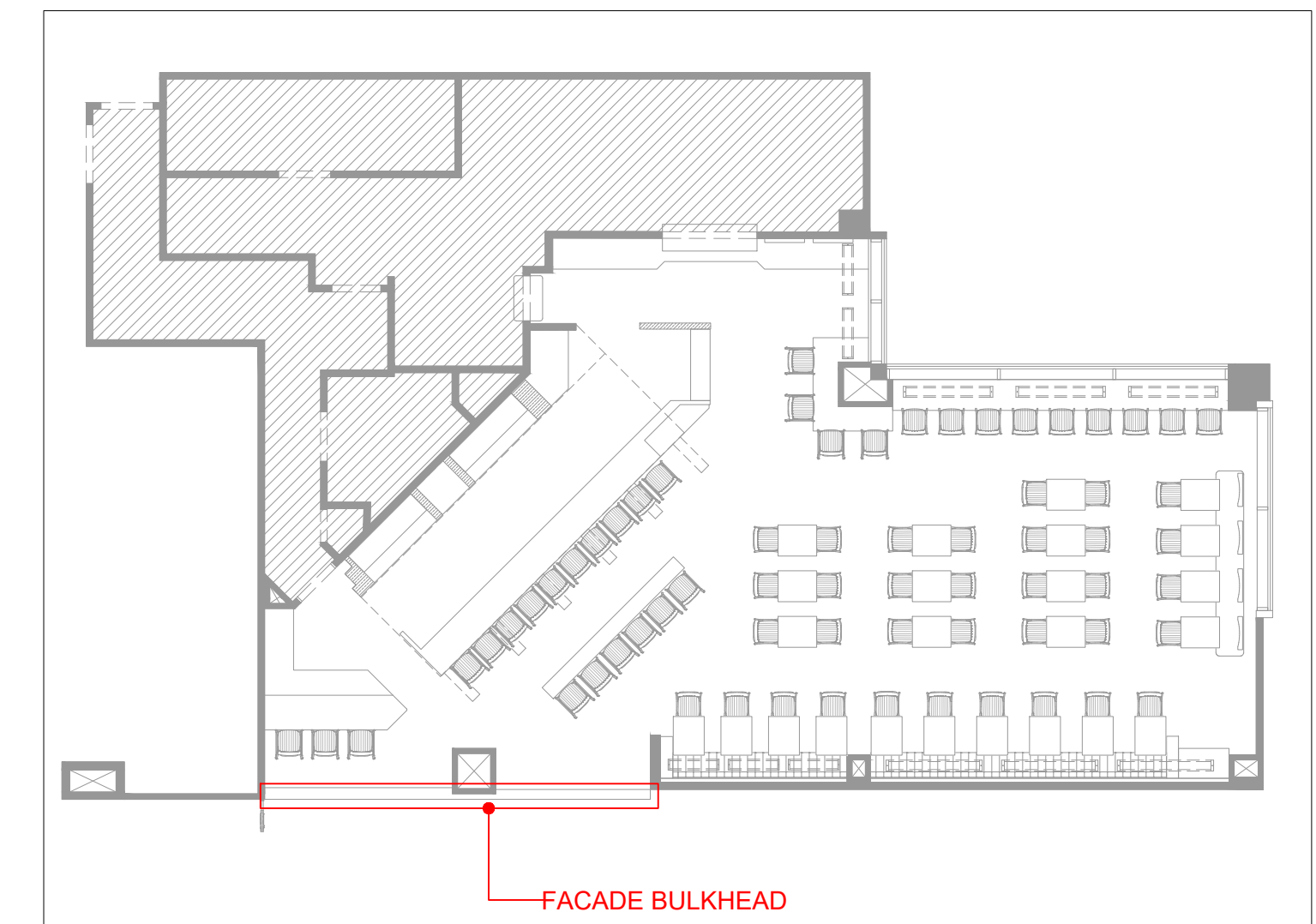
**NOTES:**

1. MAIN CONTRACTOR TO CONFIRM ALL DIMENSIONS ON SITE PRIOR TO COMMENCING WORKS.
2. ALL DRAWINGS ARE TO BE READ IN CONJUNCTION WITH ARCHITECTURAL SPECIFICATION.
3. CONTRACTOR TO LIAISE AND COORDINATE STRUCTURAL, FIRE AND MECHANICAL ENGINEER'S SUMMARY, DRAWINGS AND SPECIFICATIONS & SATISFY ALL STATUTORY/REGULATORY CODES AS APPLICABLE PRIOR TO EXECUTION.

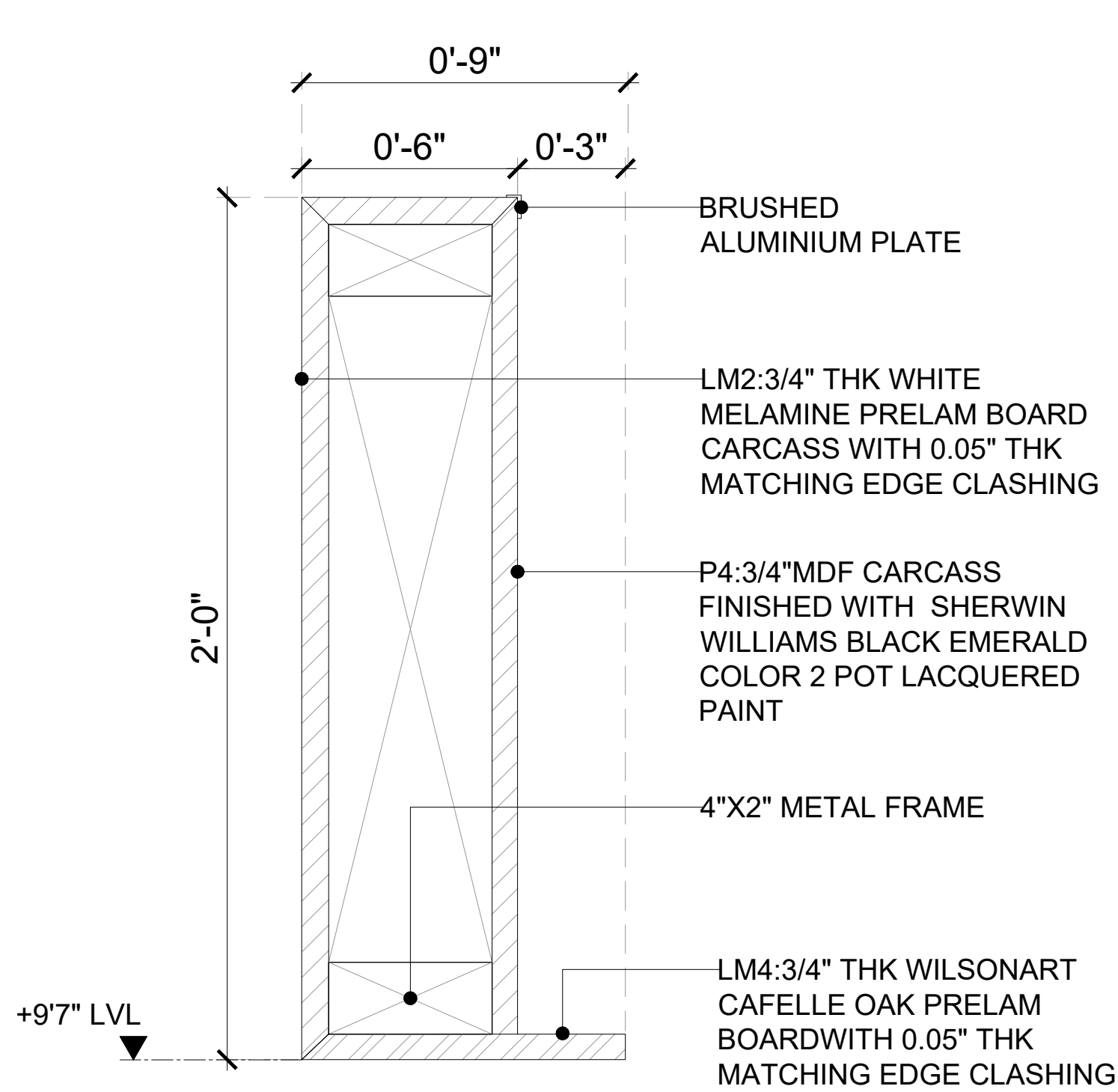
ALL DIMENSION SHOULD BE CONFIRMED AND CO-ORDINATE WITH SITE CONDITION IN SITE PRIOR INSTALLATION.



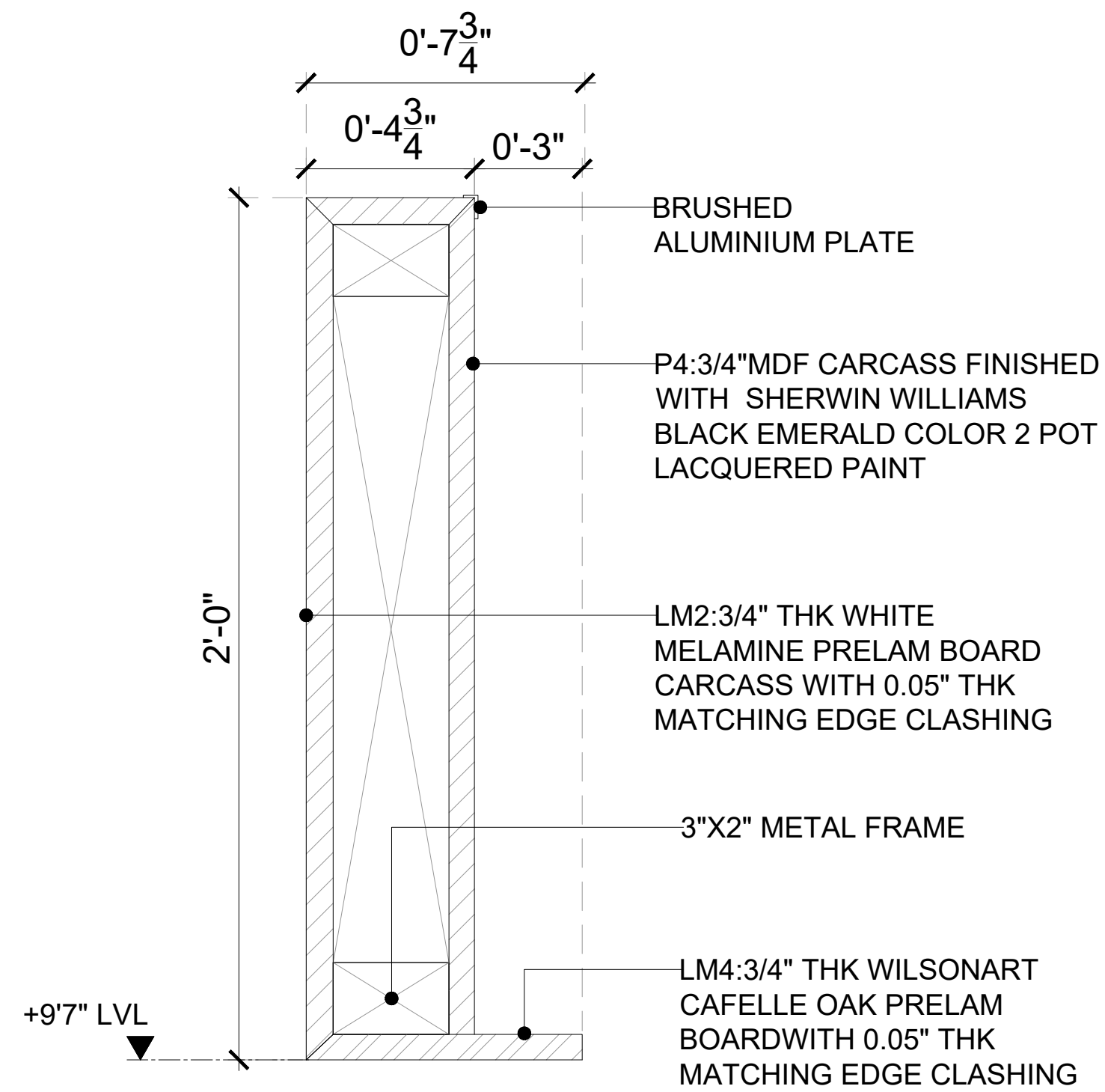
**02 ELEVATION-01**  
405 3/4"=1'-0"



**KEY PLAN**



**03 SECTION-01**  
405 3"=1'-0"



**04 SECTION-02**  
405 3"=1'-0"

P01	03.01.25	PERMIT SET	HOD	NM
REV	DATE	DESCRIPTION	DRN	CHK



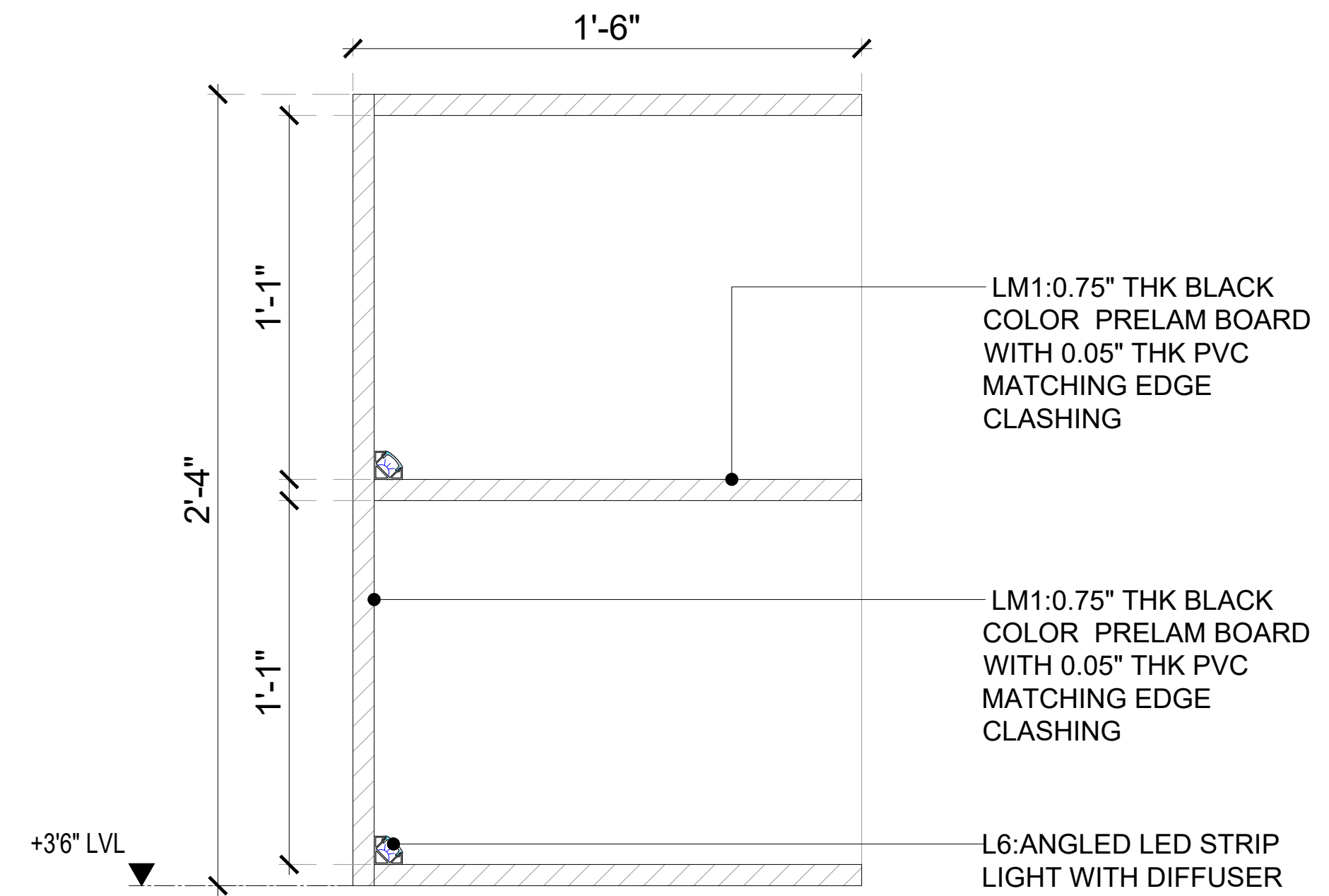

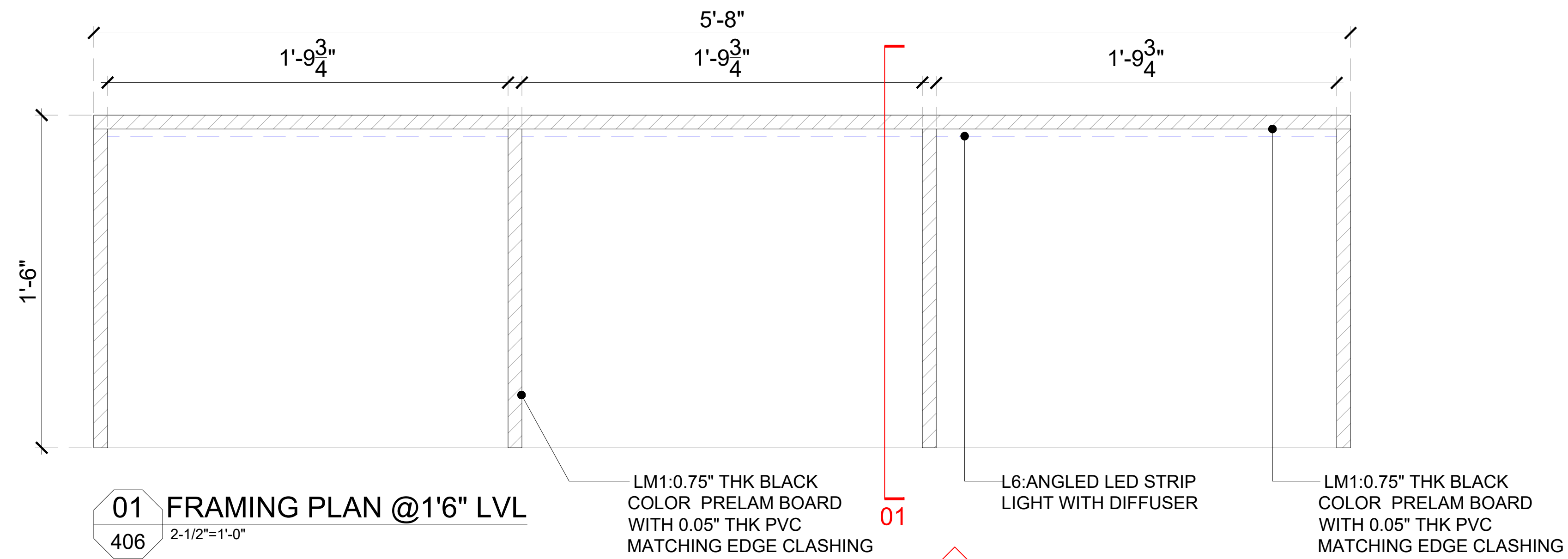
PROJECT  
**BREWD OG**  
HARTSFIELD-JACKSON ATLANTA  
INTERNATIONAL AIRPORT  
UNITED STATES

DRAWING TITLE  
**J06-FACADE BULKHEAD DETAIL**

SCALE AS MENTIONED DATE 03.01.2025 DRAWN HOD A1SHEET

STATUS  
**PERMIT SET**

ORG	PROJECT NO	DRAWING TYPE	NUMBER	REV
SSP	2436	04DE	405	P01



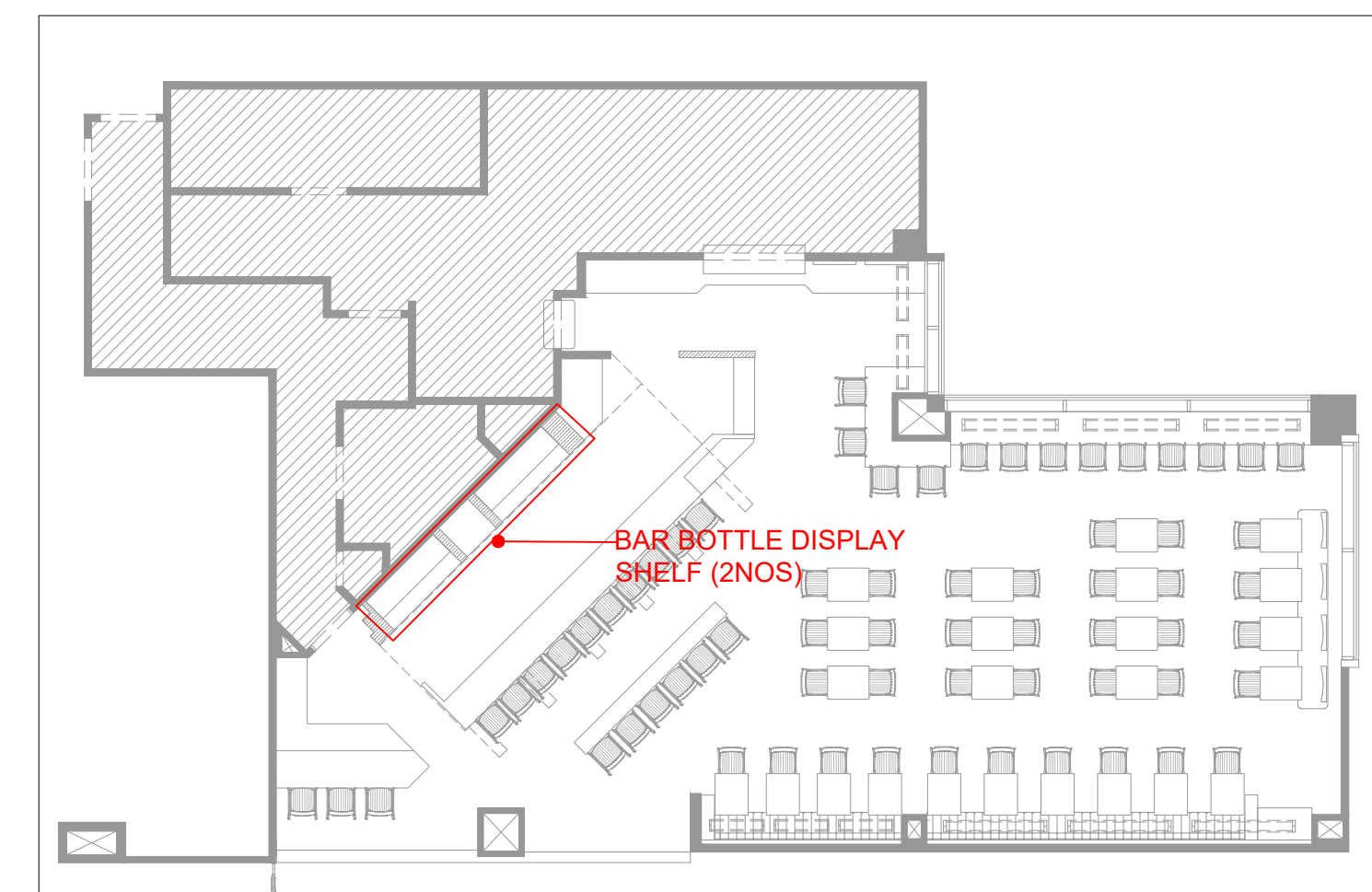
GENERAL NOTES:  
DO NOT SCALE DRAWING.

- ALL WORK SHALL BE CARRIED OUT IN ACCORDANCE WITH LOCAL AUTHORITY REGULATIONS. THIS DRAWING IS COPYRIGHT TO SSP GROUP. DO NOT COPY DRAWING WITHOUT PRIOR CONSENT.

NOTES:

1. MAIN CONTRACTOR TO CONFIRM ALL DIMENSIONS ON SITE PRIOR TO COMMENCING WORKS.
2. ALL DRAWINGS ARE TO BE READ IN CONJUNCTION WITH ARCHITECTURAL SPECIFICATION.
3. CONTRACTOR TO LIAISE AND COORDINATE STRUCTURAL, FIRE AND MECHANICAL ENGINEERS' SUMMARY, DRAWINGS AND SPECIFICATIONS & SATISFY ALL STATUTORY/ REGULATORY CODES AS APPLICABLE PRIOR TO EXECUTION.

ALL DIMENSION SHOULD BE CONFIRMED AND CO-ORDINATE WITH SITE CONDITION IN SITE PRIOR INSTALLATION.



KEY PLAN

REV DATE	DESCRIPTION	HOD NM	DRN CHK
P01 03.01.25	PERMIT SET		

CLIENT



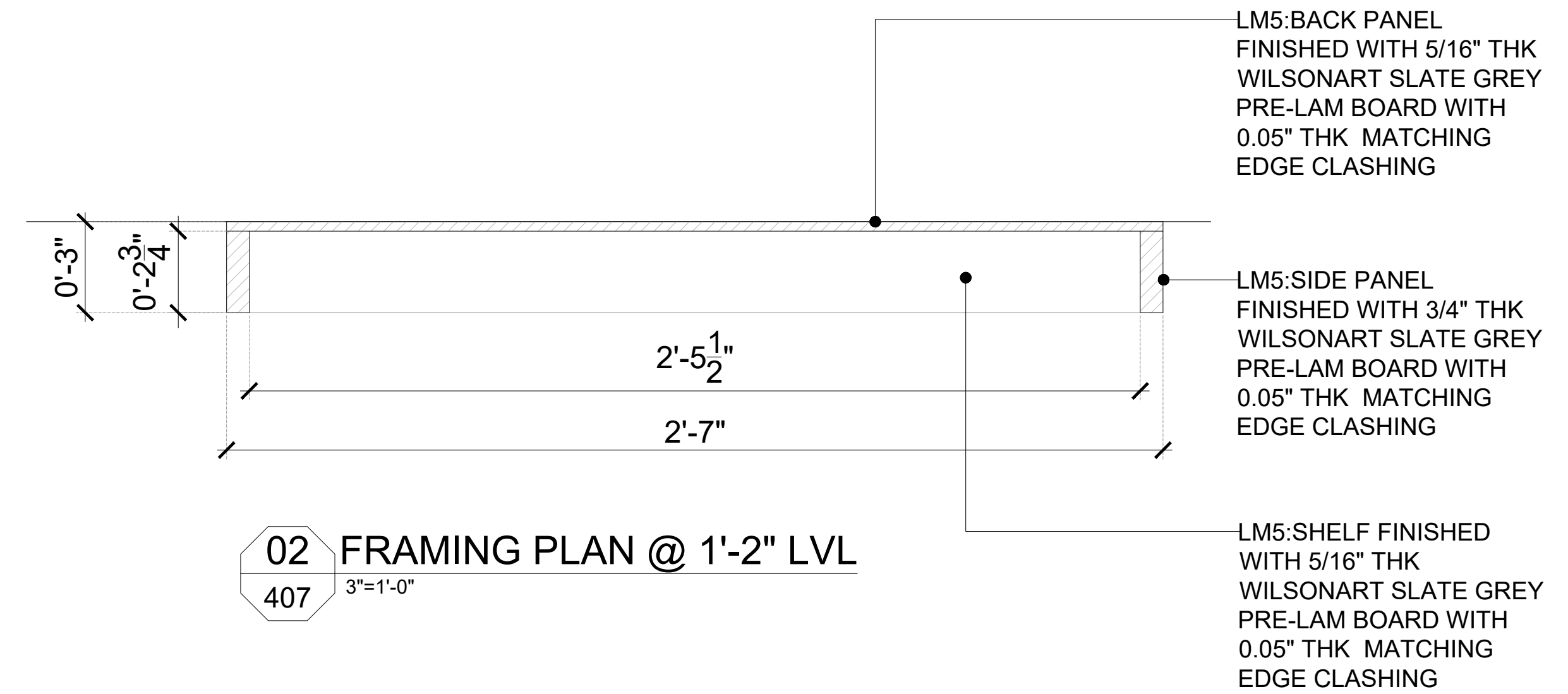
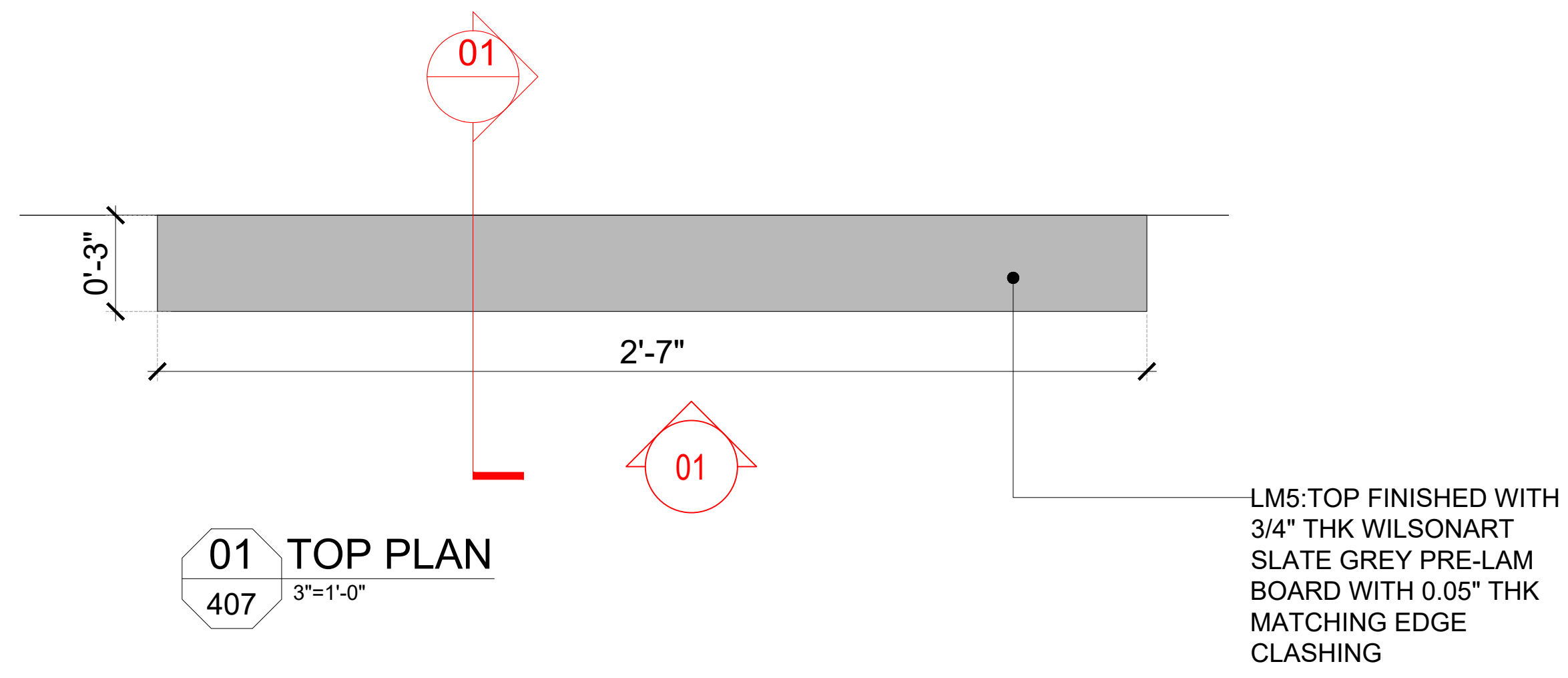
PROJECT  
BREWD OG  
HARTSFIELD-JACKSON ATLANTA  
INTERNATIONAL AIRPORT  
UNITED STATES

DRAWING TITLE  
J07-BAR BOTTLE DISPLAY SHELF  
(2NOS)DETAIL

SCALE 2-1/2"=1'-0" DATE 03.01.2025 DRAWN HOD A1SHEET

STATUS  
PERMIT SET

ORG PROJECT NO DRAWING TYPE NUMBER REV  
SSP 2436 04DE 406 P01

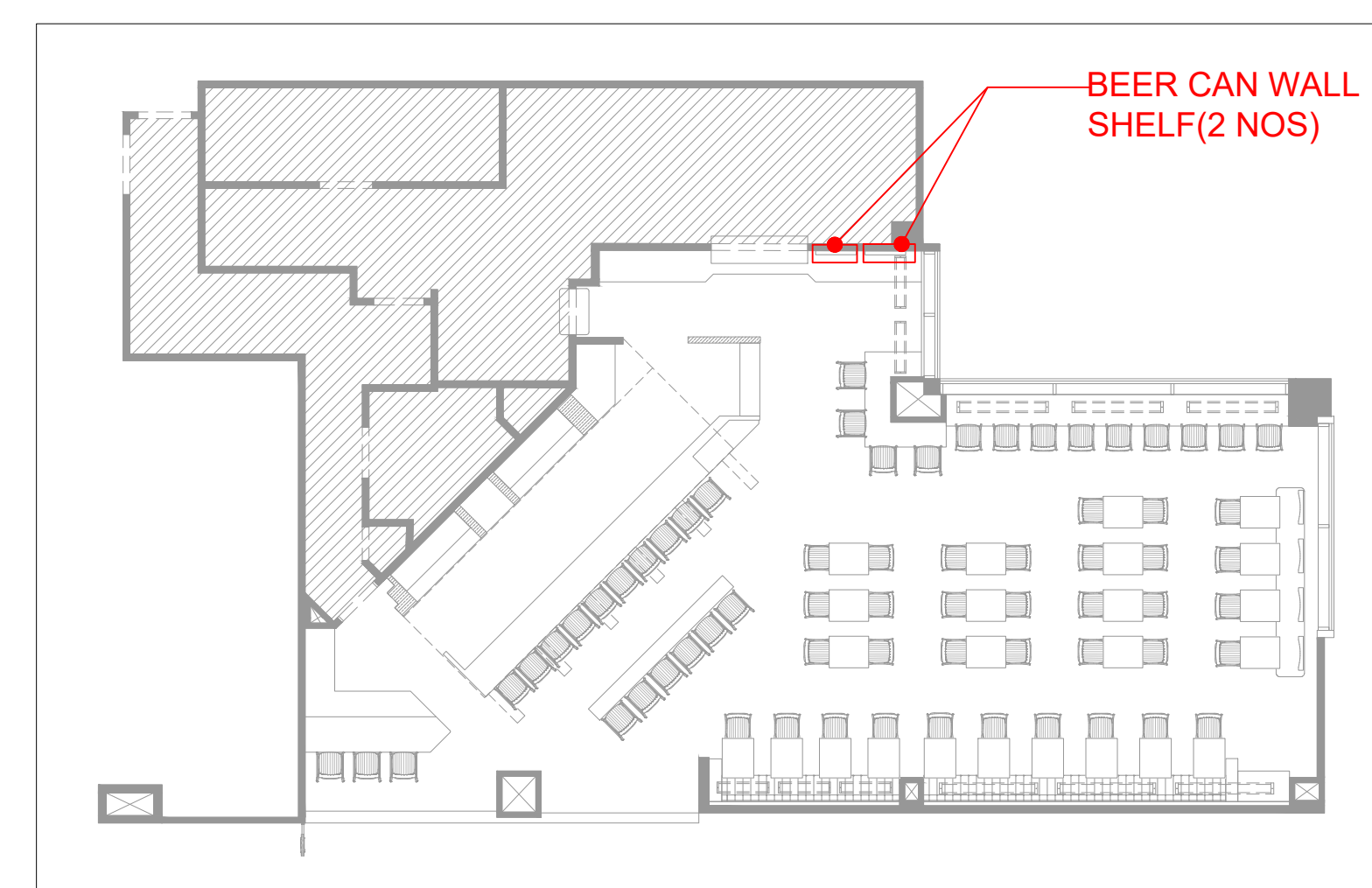
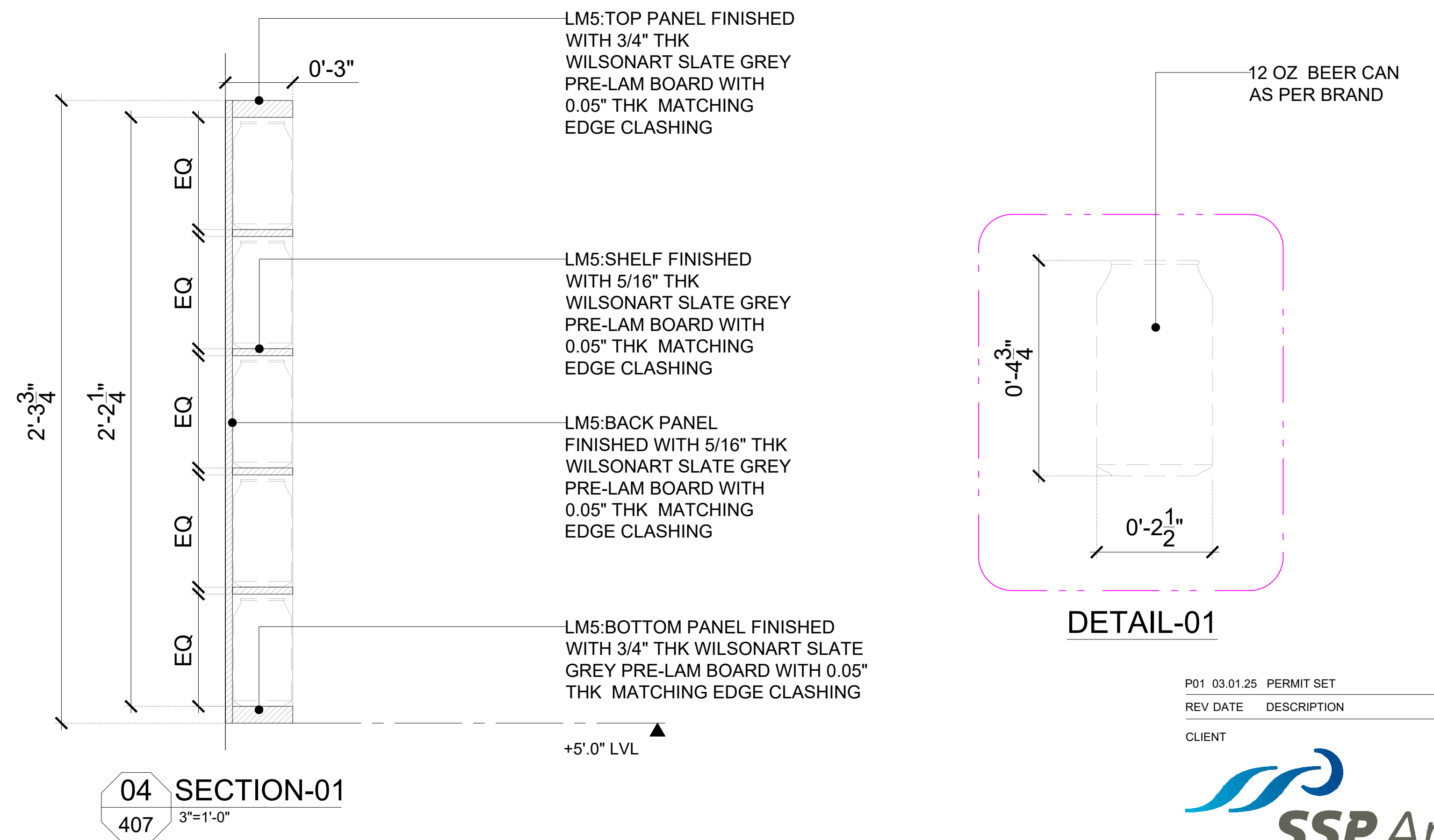
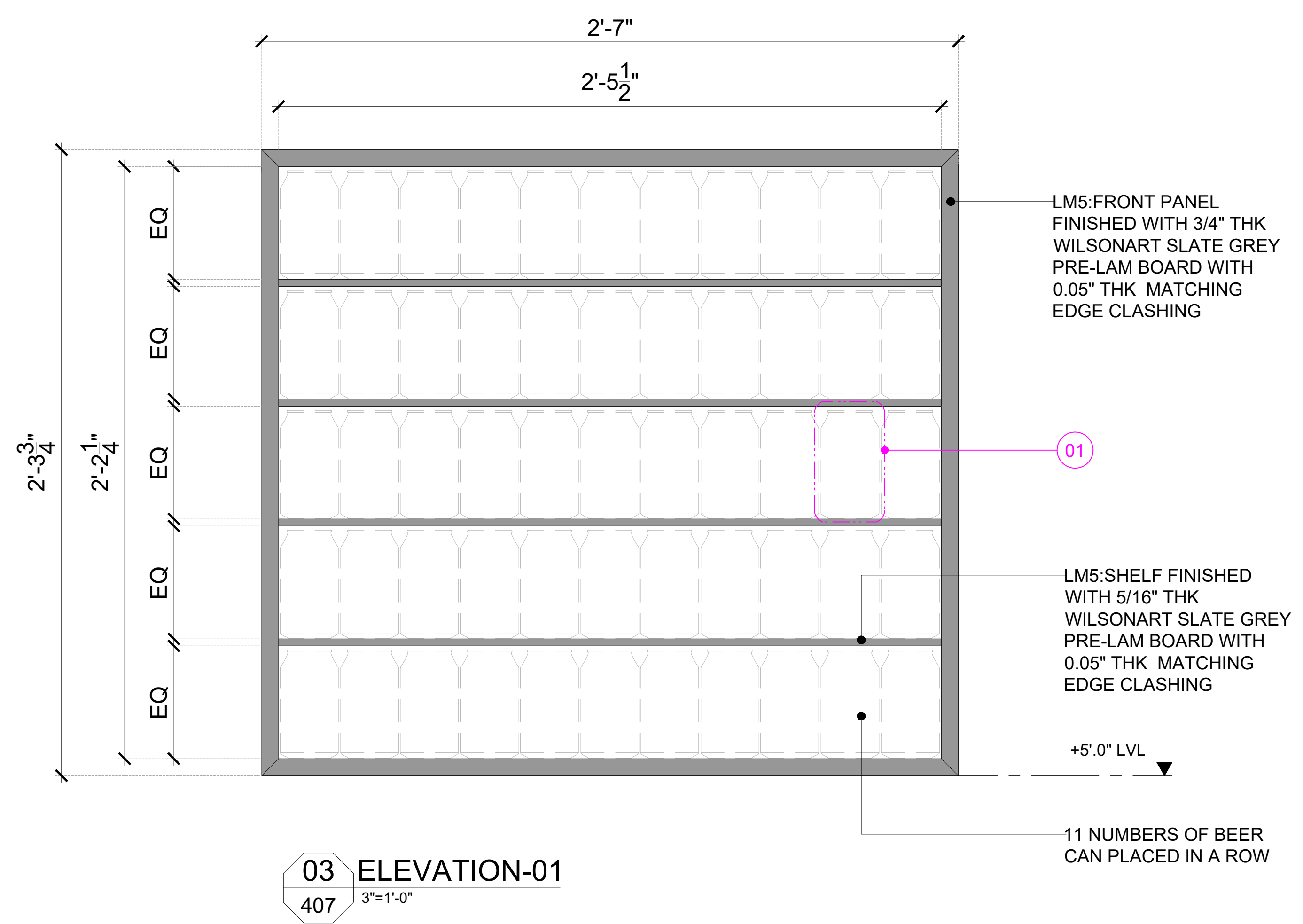


GENERAL NOTES:  
DO NOT SCALE DRAWING.

- ALL WORK SHALL BE CARRIED OUT IN ACCORDANCE WITH LOCAL AUTHORITY REGULATIONS. THIS DRAWING IS COPYRIGHT © SSP GROUP. DO NOT COPY DRAWING WITHOUT PRIOR CONSENT.

NOTES:

- MAIN CONTRACTOR TO CONFIRM ALL DIMENSIONS ON SITE PRIOR TO COMMENCING WORKS.
- ALL DRAWINGS ARE TO BE READ IN CONJUNCTION WITH ARCHITECTURAL SPECIFICATION.
- CONTRACTOR TO LIAISE AND COORDINATE STRUCTURAL, FIRE AND MECHANICAL ENGINEERS' SUMMARY, DRAWINGS AND SPECIFICATIONS & SATISFY ALL STATUTORY/REGULATORY CODES AS APPLICABLE PRIOR TO EXECUTION.



P01 03.01.25	PERMIT SET	HOD NM
REV DATE	DESCRIPTION	DRN CHK
CLIENT		



PROJECT  
BREWDOG  
HARTSFIELD-JACKSON ATLANTA  
INTERNATIONAL AIRPORT  
UNITED STATES

DRAWING TITLE  
J08-BEER CAN WALL SHELF DETAIL

SCALE	AS MENTIONED	DATE	03.01.2025	DRAWN	HOD	A1SHEET
STATUS PERMIT SET						
ORG	PROJECT NO	DRAWING TYPE	NUMBER	REV		
SSP	2436	04DE	407	P01		

KEY PLAN